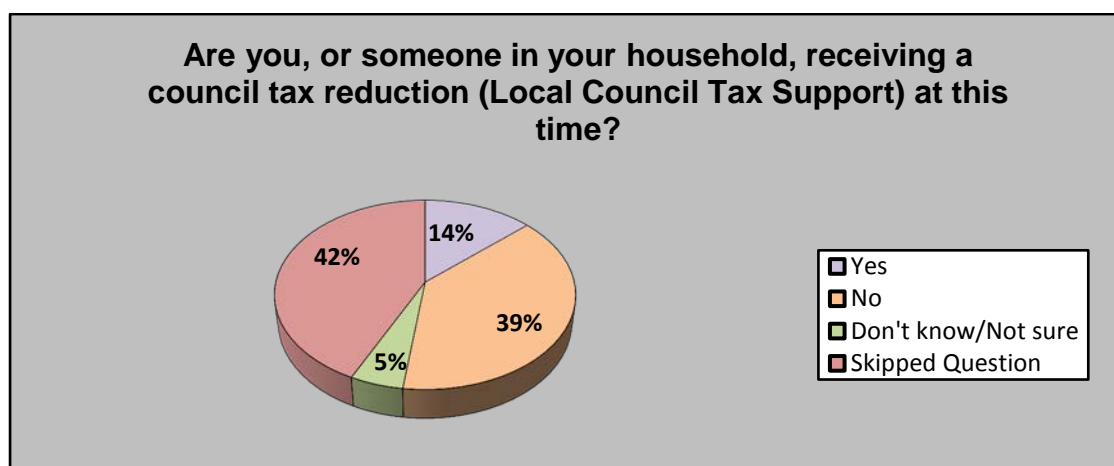


Results from the IWC Council Tax Reduction Scheme Consultation 2018/19

The above consultation was undertaken between 9/8/17 and 3/10/17 and on completion a total of 217 responses had been started with 4 participants, answering “no” to having read the background information and therefore, not being able to continue with the completion of any further questions. Therefore a total of 213 responses have been received and considered from this consultation.

Are you or someone in your household, receiving a council tax reduction (Local Council Tax Support) at this time?

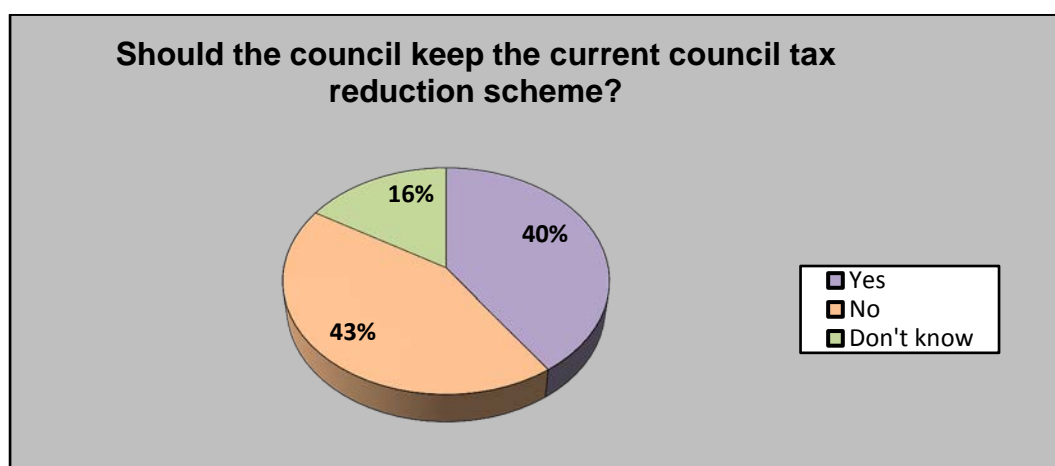
29 responses indicated that they were from a household in receipt of local council tax support, which related to 14% of participants. 84 responses indicated that they were not in receipt of local council tax support which related to 39% of participants. It should be noted that 11 people (5%) did not know and 93 people (42%) did not give an answer.



43 participants also provided comments on the scheme, with 13 raising concerns for vulnerable claimants. There were a range of other comments which can be found in full in Appendix 1a

Should the Council keep the current council tax reduction scheme?

67 of the consultation participants (40%) indicated that they would support the current Council Tax Reduction scheme currently provided by the Isle of Wight Council. 72 participants (43%) answered no to this question and 27 participants (16%) said that that did not know; this left 51 people (24%) who skipped this question.



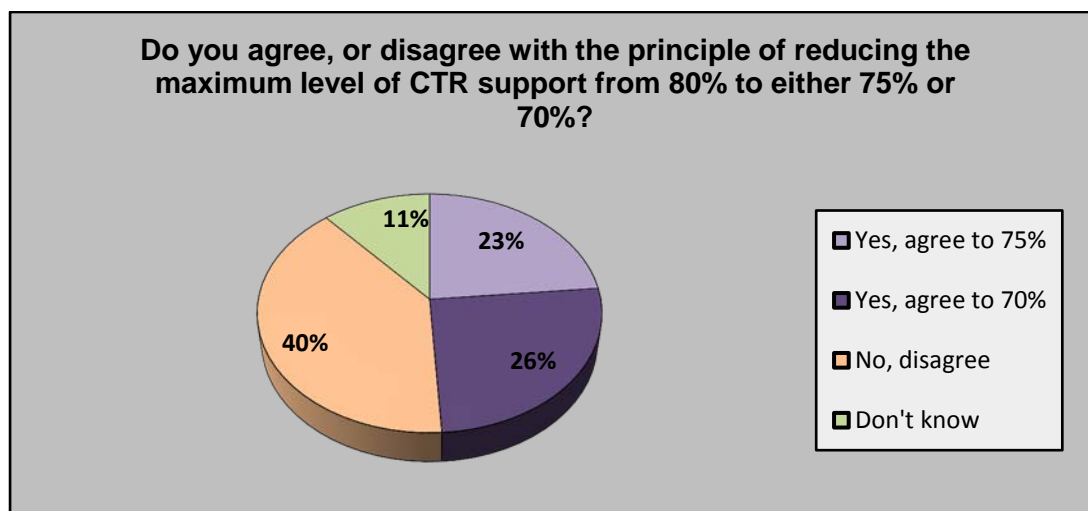
Of those in favour of retaining the current council tax reduction scheme 55 people provided additional information on how the council should achieve the savings. This ranged from making savings from other council services (22 responses) to increasing the council tax for non-council tax reduction claimants (10 responses) and pursuing further funding from central Government (3 responses).

Of those not in favour of retaining the current council tax reduction scheme, 46 people provided additional information on how the council should achieve these savings, 18 of the answers suggested we reduce the council tax reduction between 75% - 60%.

A full list of responses can be found in appendix 1a

Do you agree, or disagree with the principle of reducing the maximum level of CTR support from 80% to either 75% or 70%?

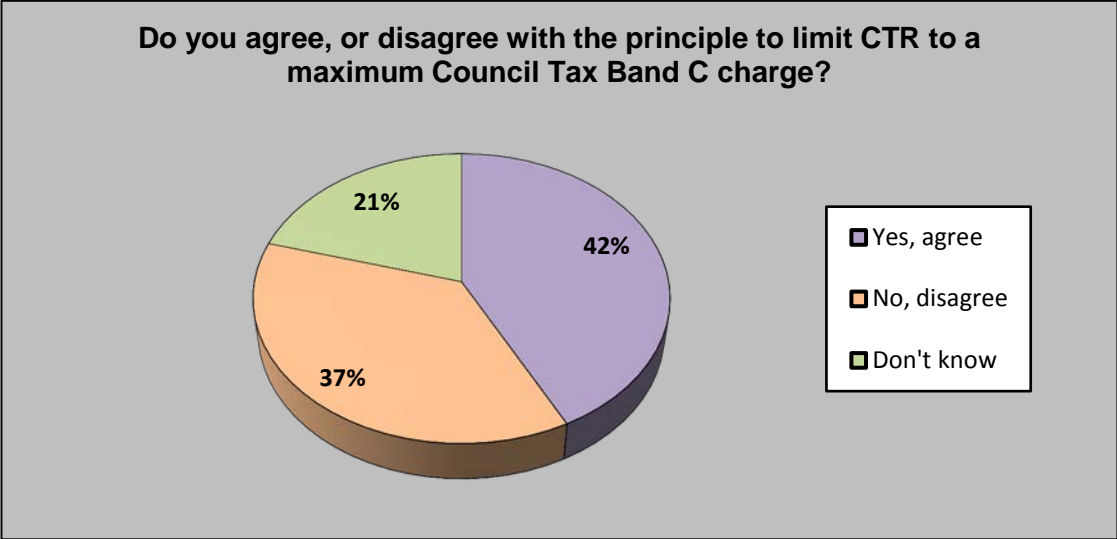
Out of the 213 participants, 35 (23%) of them were in agreement with the principle of reducing the maximum level of CTR support to 75%, 38 participants (26%) were in agreement to 70%. There were 59 responses (40%) which did not agree with reducing the maximum level of CTR at all and also 17 (12%) who did not know. 68 people had skipped this question.



Out of the 59 participants who disagreed to reducing maximum level of CTR support, 44 of them provided further information for their answer. These can be found in full, in appendix 1A

Do you agree, or disagree with the principle to limit CTR to a maximum Council Tax Band C charge?

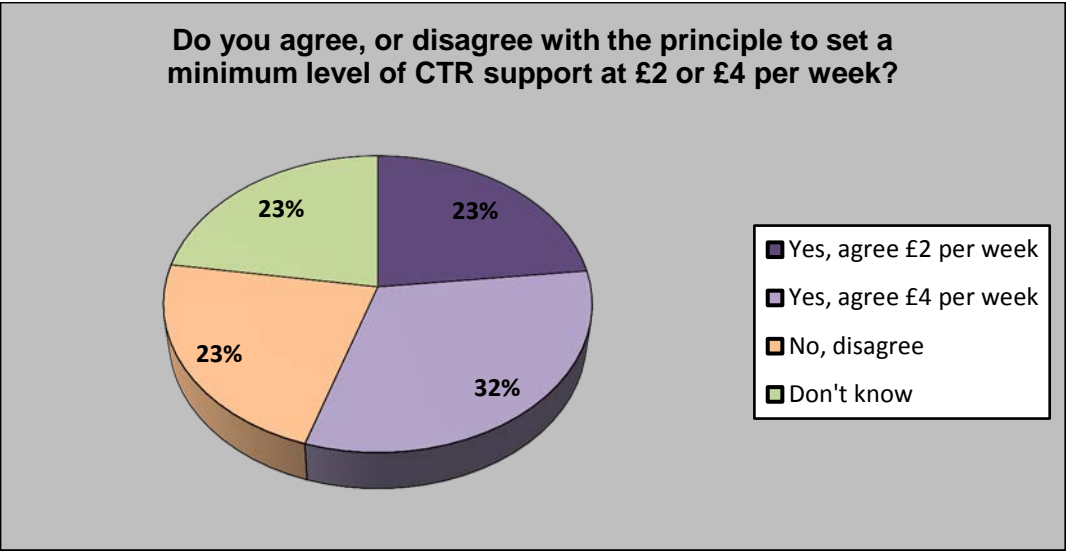
Of the 213 participants, 62 respondents (42%) were in agreement of limiting CTS to a maximum Band C. 54 respondents (37%) disagreed with this proposal and 30 (21%) people stated that they did not know and 71 people skipped this question.



Of those who did not agree with this proposal, 42 participants provided additional comments as to why. The responses were varied and can be found in appendix 1A.

Do you agree, or disagree with the principle to set a minimum level of CTR support at £2 or £4 per week?

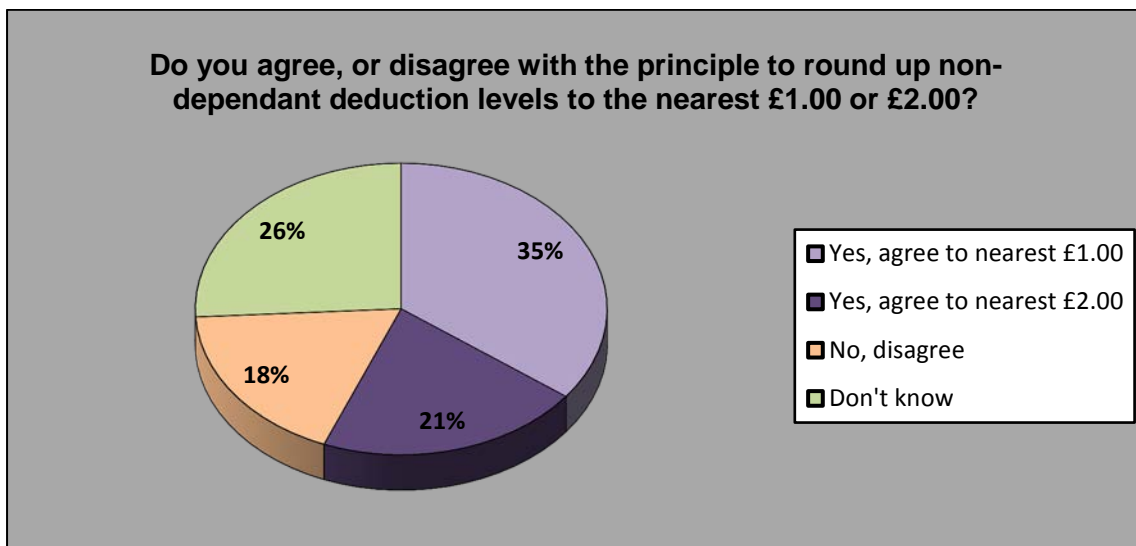
Out of the 213 responses, 33 participants (23%) agreed to the minimum level of CTR being £2 a week, 45 participants (32%) agreed to the minimum being £4 a week. 32 people (23%) disagreed with this proposal and 32 (23%) stated that they did not know. 75 people had skipped this question.



Of the 32 (23%) people who said they do not agree to this principle, 24 people gave a further comment. 5 people said option 1 was the most favourable. The full comments can be found in appendix 1A.

Do you agree, or disagree with the principle to round up non-dependant deduction levels to the nearest £1.00 or £2.00?

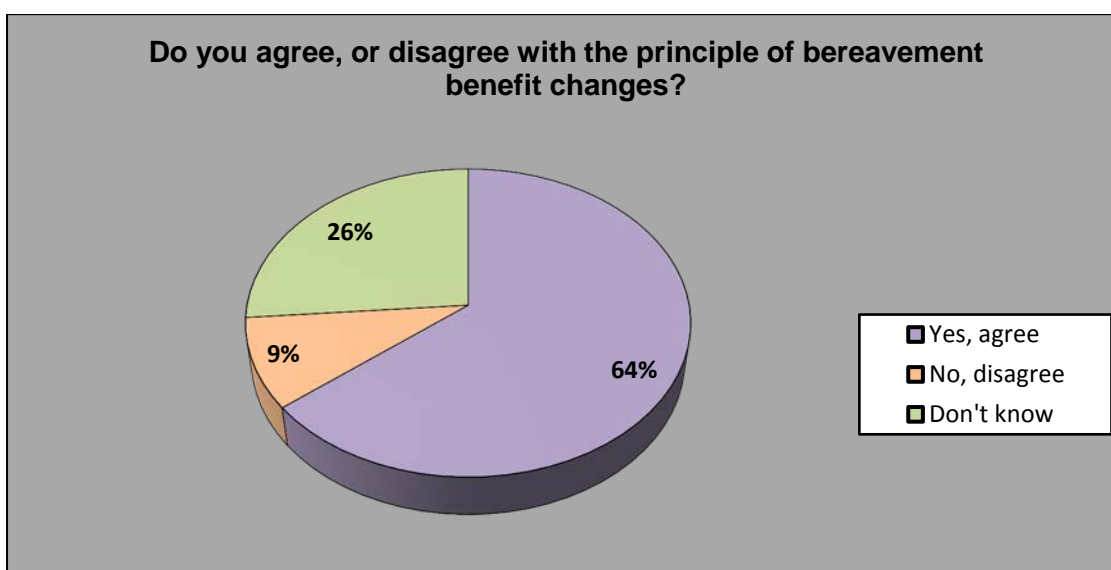
Of the 213 participants, 139 people answered this question. 78 (56%) of these respondents were in agreement with the principle of rounding up non dependant deductions, with 49 (35%) recommending rounding it up to the nearest £1 and 29 (21%) rounding it to the nearest £2. There were 25 respondents (18%) who disagreed with this proposal, 36 (26%) people stated that they did not know.



Of those who disagreed with the principle of rounding up non dependant deductions, 22 participants provided additional comments which can we found in Appendix 1a.

Do you agree, or disagree with the principle of bereavement benefit changes?

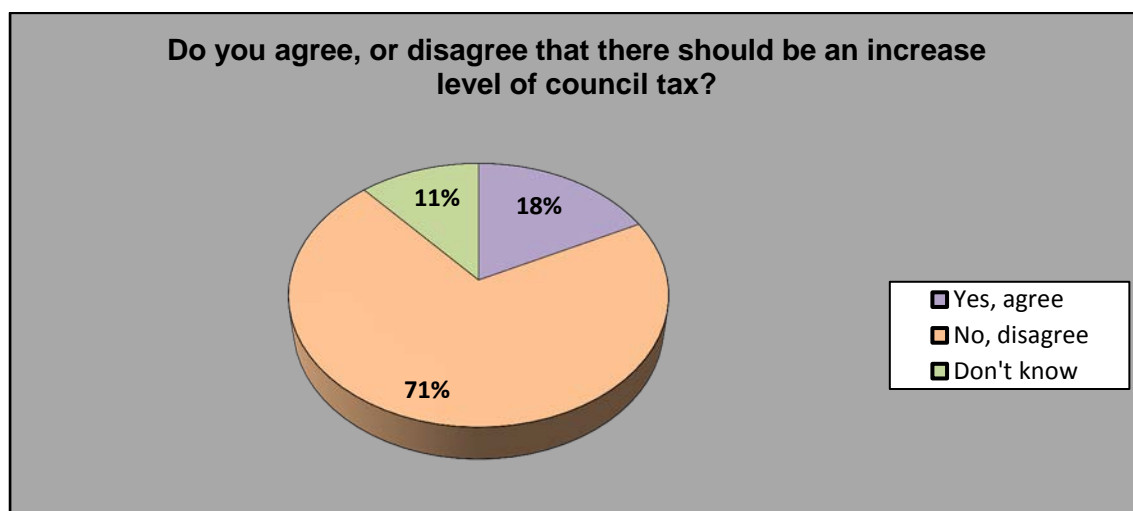
Of the 213 participants, 137 participants responded to this question with 88 (64%) in agreement with the principle of bereavement benefit change. There were 13 respondents (9%) that disagreed with this proposal, 36 people (26%) responded to state that they did not know.



Of those who disagreed with the principle of bereavement benefit change, 12 participants provided additional comments. These can be found in appendix 1a.

Do you agree, or disagree that there should be an increase level of council tax?

Of the 213 participants, 86 people skipped this question. The remaining 137 participants responded as follows. 23 (18%) were in agreement with the principle of increasing the level of council tax. There were 93 (71%) who disagreed with this proposal, 15 (11%) people stated that they did not know.

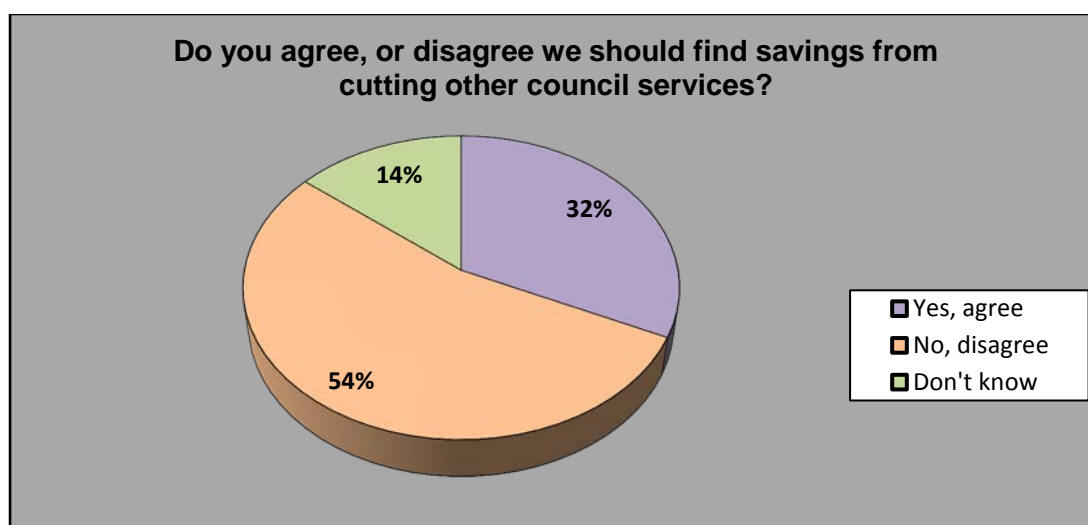


Of those who agreed with the principle to increase the level of council tax, 20 participants provided additional comments. 5 of these people agreed because it would help other people and another 5 agreed to protect the services we have.

Of those who disagreed with this principle, 82 people provided additional comments. 32 people suggested that they are already paying enough Council Tax. All of the comments for this question can be found in appendix 1A.

Do you agree, or disagree we should find savings from cutting other council services?

Of the 213 participants 41 participants (32%), agreed that we should find savings by cutting other council services, 69 (54%) disagreed to this proposal and 18 (14%) stated that they did not know. 89 participants skipped this question.

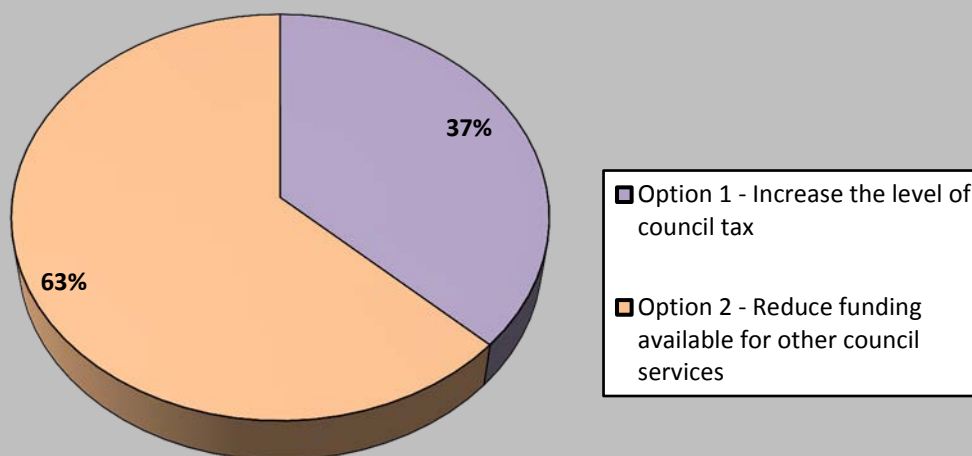


Out of the 41 participants who agreed with the principle, 36 gave further comments as to why. Out of the 69 people who disagreed with the principle, 60 people gave further comments. 18 of these comments thought that there are too many cuts. You can find all comments on appendix 1A.

If the council were to choose these alternative options to make savings, what would be your order of preference?

Of the 213 participants, 114 people answered this question. 63% of those answered would prefer to reduce funding available for other Council Services, while 37% preferred to increase the level of Council Tax. 103 people skipped this question.

If the council were to choose these alternative options to make savings, what would be your order of preference?



There were 36 responses received for the council to consider other options. The responses were varied with suggestions that there are lots of efficiencies to still be made within the Isle of Wight Council and other suggestions that the council generate more revenue. The full list of responses can be found in appendix 1a.