

Appendix A3 Q3 – COMMUNITY SAFETY & PUBLIC PROTECTION

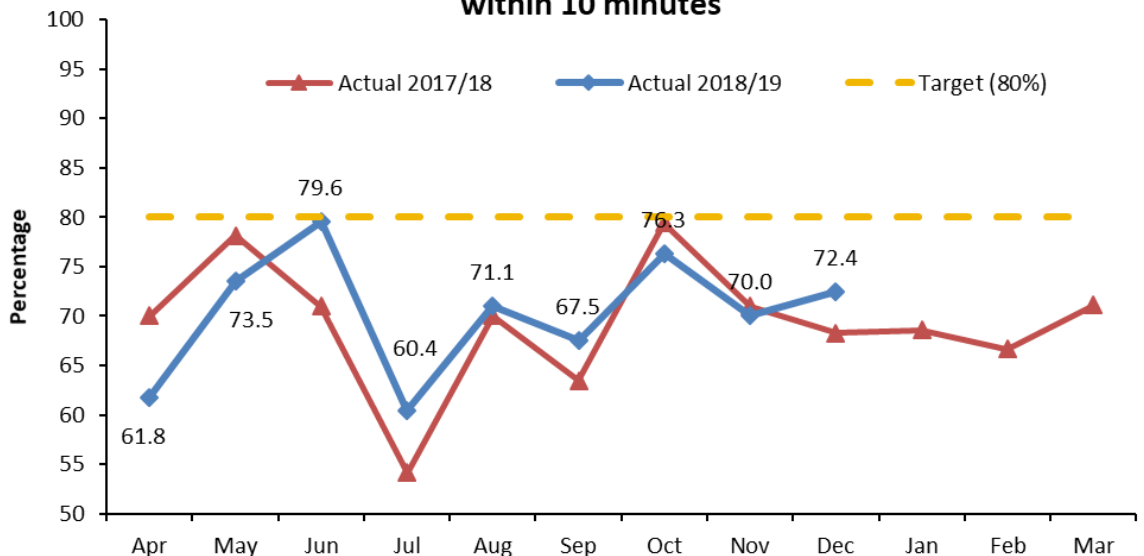
Key Activities
<p>Work with strategic partners and key stakeholders to ensure the Island has effective and robust arrangements to ensure the safety of the community at all times</p> <p><i>The Isle of Wight Fire & Rescue Service (IWFRS) received a positive report in December following its first inspection under the Home Office. Action plans for improvement are being created based on the feedback received. After an Island-wide recruitment campaign for 'on call' personnel we have a number of successful candidates attending a recruits' course in February 2019.</i></p>
<p>Develop a business case considering the options for future governance of the IWFRS building on the successful partnership with HFRA</p> <p><i>Consultation for a new combined fire authority was completed in October 2018 and details were included in the full business case presented to fire authority members in Hampshire and the Isle of Wight in two separate meetings on 24 January 2019. Both fire authorities voted in favour of a combination, so the next stage is the submission of a business case for the Home Secretary to ultimately decide on. The outcome is expected in the autumn which would enable the new combined fire authority to start in April 2020.</i></p>
<p>Develop options to improve the overall effectiveness of the IOW Fire and Rescue Service, ensuring an effective, resilient and safe fire and rescue service for the Island</p> <p><i>Following the agreement by Cabinet to change the rostering of wholetime staff, a proposal put forward by personnel at Ryde is providing immediate cover twelve hours a day, seven days a week rather than the previous Monday-Friday 09.00-17.00 shift. We are also in the process of training some of our Green Book staff to support our Command Unit at incidents. Using a working group of personnel from across the organisation we intend to refine these changes to improve emergency response and efficiency over the next 12 months.</i></p>
<p>Fully assess the options and opportunities presented by the Policing and Crime Act 2017 liaising with the Hampshire Police and Crime Commissioner (HPCC) via a Memorandum of Understanding (MOU)</p> <p><i>This action is now closed pending the agreement of the Home Secretary to the creation of a new Combined Fire Authority for Isle of Wight, Portsmouth, Southampton and Hampshire.</i></p>

Short term measures

Percentage of critical incident calls (fire only) responded to within 10 minutes



Percentage of critical incident calls (fire only) responded to within 10 minutes

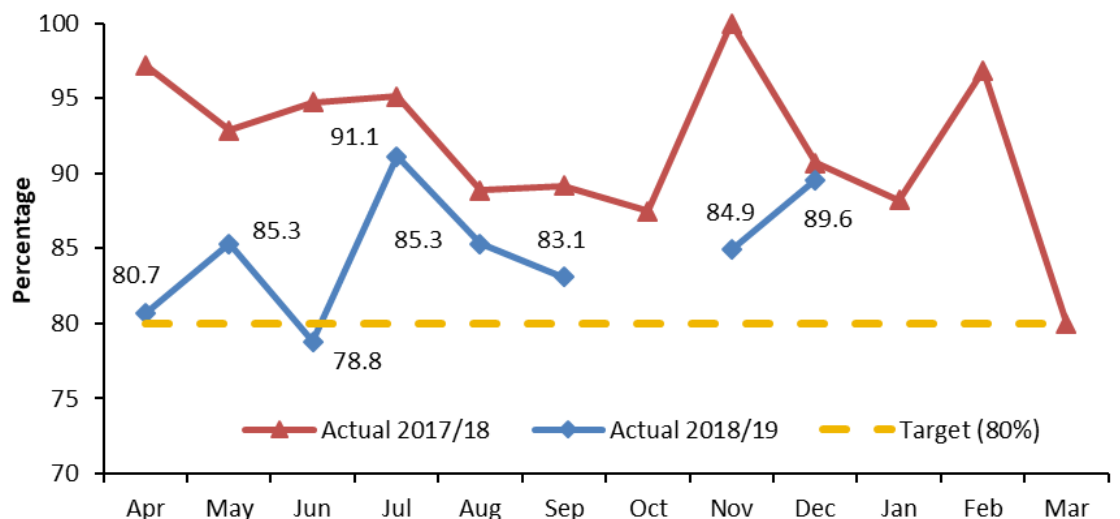


December 2018 - There were 21 out of 29 critical incidents that were attended in the target times of ten minutes for the first and 15 minutes for the second pump. 23 out of 29 first appliance success and eight out of 11 for second appliances (One incident was a failure for both first and second appliances). Analysis shows that the predominant reason for slow attendance for the first appliance was that the nearest appliance was unavailable at the time of call.

Percentage of co-responder calls (medical) responded to within 8 minutes (Rolling 12 months)



Percentage of co-responder calls (medical) responded to within 8 minutes (Rolling 12 months)



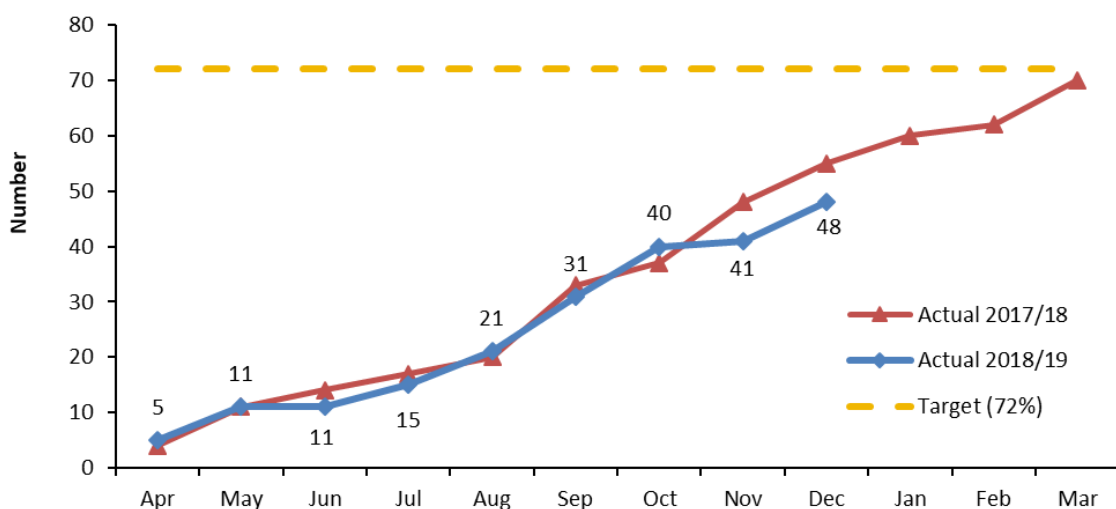
December 2018 - 43 out of 48 co-responders met the required attendance time. We are still waiting for backdated IWAS statistics for October for the end of year forecast.

Number of people (including children) killed or seriously injured (KSI) in road

traffic accidents (cumulative)



Number of people (including children) killed or seriously injured in road traffic accidents



December 2018 - This cumulative measure is reported on a three-month lag.

There were eight recorded incidents resulting in nine serious injuries during September 2018. All incidents were during fine weather and on dry roads. The extent and type of injuries have not been disclosed and need to be checked with St Mary's Hospital.

September saw an increase in KSIs across the Island compared to August. There are no trends or locations highlighted.

Benchmarking: In the nationally published data for 2014-2016, the Isle of Wight had the highest figure of all its comparators at 55.0 per 100,000 compared to England's 39.7.