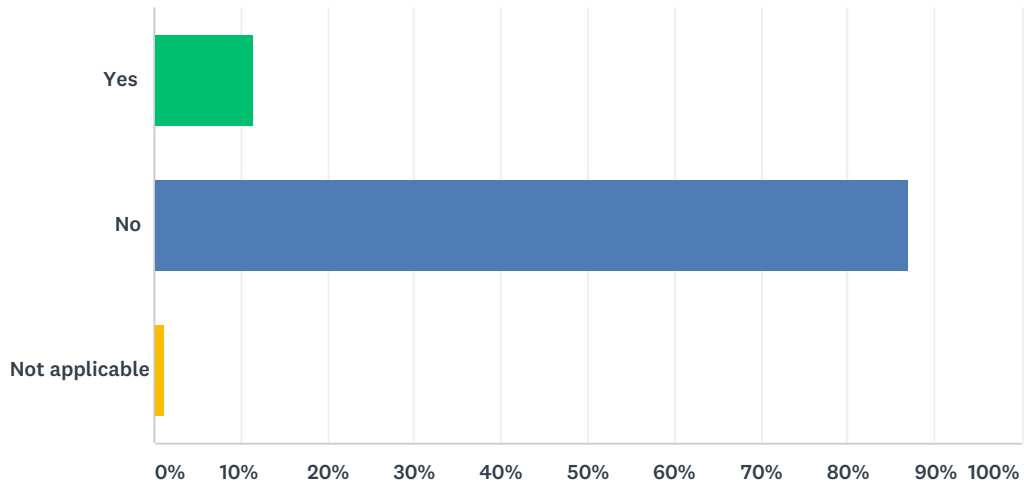


Q1 Please enter below the first four characters of your postcode below
(e.g. PO30).

Answered: 383 Skipped: 8

Q2 Do you currently live in an area with a resident parking zone?

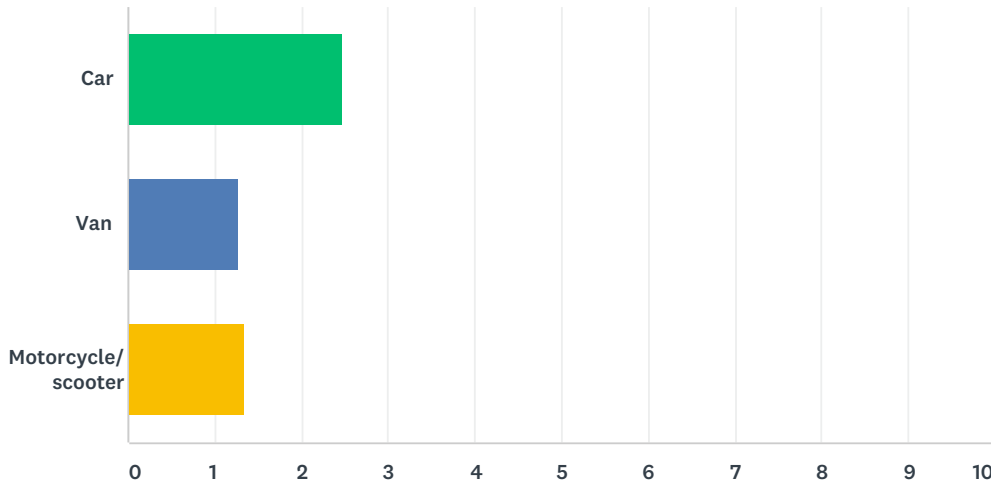
Answered: 380 Skipped: 11



ANSWER CHOICES	RESPONSES	
Yes	11.58%	44
No	87.11%	331
Not applicable	1.32%	5
TOTAL		380

Q3 How many of the following types of vehicle are there in your household?

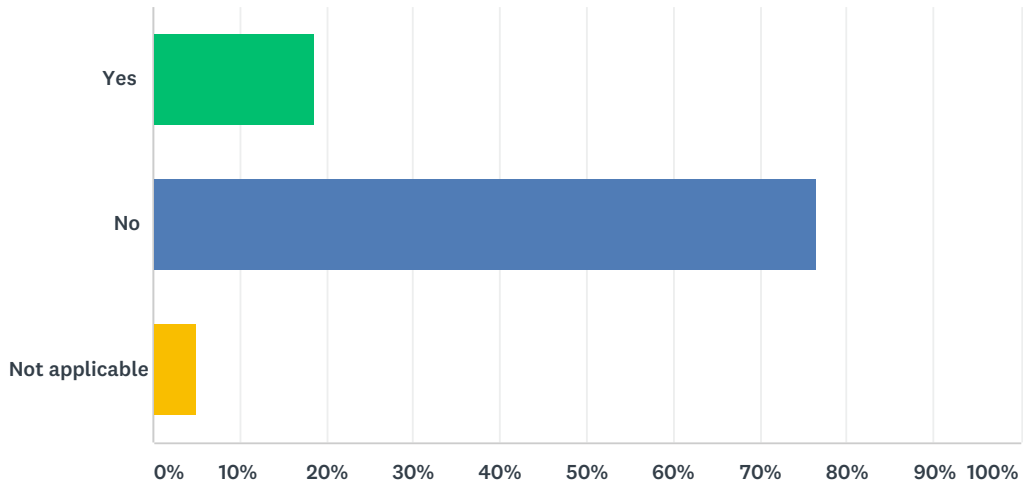
Answered: 379 Skipped: 12



	0	1	2	3	4	5	TOTAL	WEIGHTED AVERAGE
Car	2.67% 10	58.02% 217	31.82% 119	6.15% 23	1.07% 4	0.27% 1	374	2.46
Van	74.51% 114	23.53% 36	1.31% 2	0.65% 1	0.00% 0	0.00% 0	153	1.28
Motorcycle/ scooter	76.32% 116	17.11% 26	5.26% 8	0.66% 1	0.00% 0	0.66% 1	152	1.33

Q4 Have you ever previously requested a resident parking zone in your area?

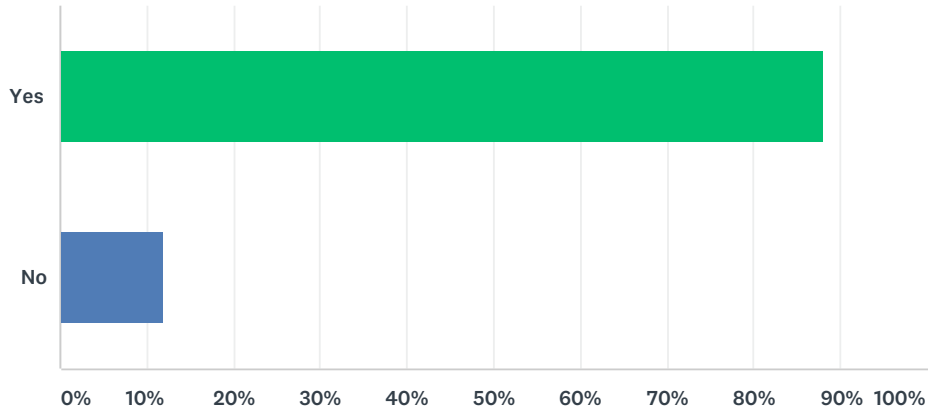
Answered: 383 Skipped: 8



ANSWER CHOICES	RESPONSES	
Yes	18.54%	71
No	76.50%	293
Not applicable	4.96%	19
TOTAL		383

Q5 Do you understand the proposed points system for prioritising potential areas for a resident parking scheme? (You can view the draft points system here - on page 10) [Click here:](#)

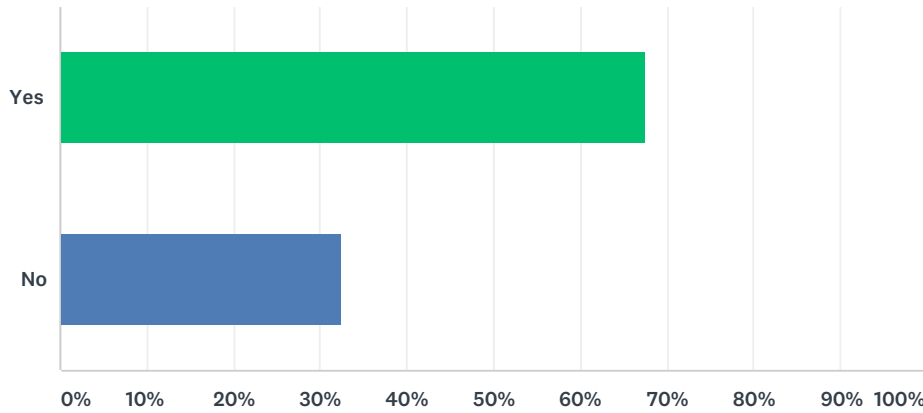
Answered: 376 Skipped: 15



ANSWER CHOICES	RESPONSES	
Yes	88.03%	331
No	11.97%	45
TOTAL		376

Q6 Do you agree with the proposed points system for prioritising potential areas?

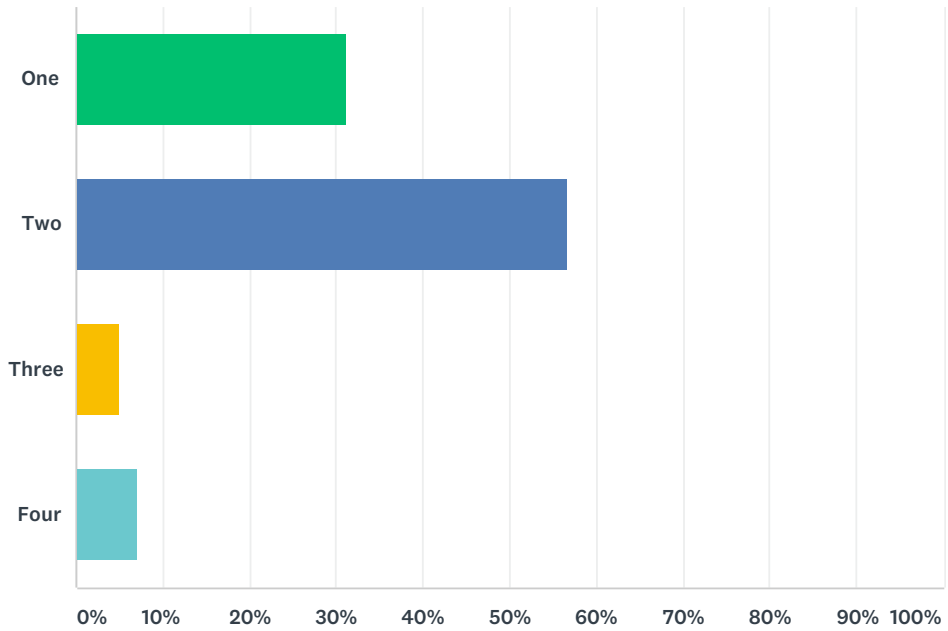
Answered: 369 Skipped: 22



ANSWER CHOICES	RESPONSES	
Yes	67.48%	249
No	32.52%	120
TOTAL		369

Q7 We may introduce a limit on the number of permits available for each property. What do you think should be the limit per property?

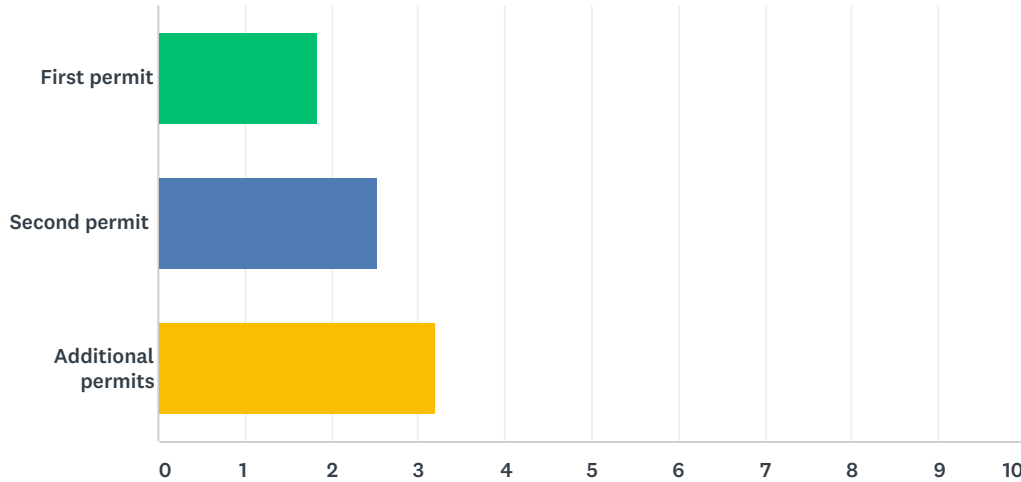
Answered: 392 Skipped: -1



ANSWER CHOICES	RESPONSES	
One	31.12%	122
Two	56.63%	222
Three	5.10%	20
Four	7.14%	28
TOTAL		392

Q8 Residential parking zones are operated for the benefit of residents. What would you be prepared to pay for a permit, to cover the costs of administering and monitoring the correct use of the zone?

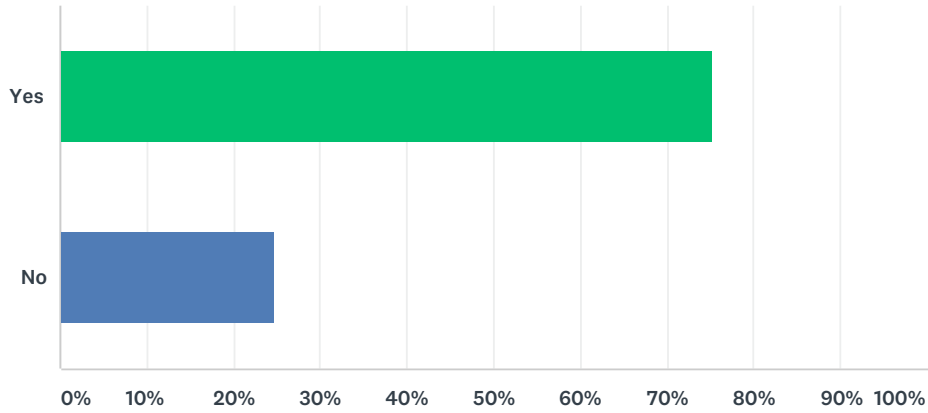
Answered: 379 Skipped: 12



	FREE	UP TO £50	£51 TO 100	£101 TO 150	£151 TO 200	TOTAL	WEIGHTED AVERAGE
First permit	46.13% 173	33.60% 126	13.87% 52	2.93% 11	3.47% 13	375	1.84
Second permit	19.48% 67	39.53% 136	21.22% 73	6.69% 23	13.08% 45	344	2.54
Additional permits	14.43% 42	25.43% 74	17.53% 51	11.34% 33	31.27% 91	291	3.20

Q9 The guidance document sets out a proposed percentage of space for residents that have alternative parking available, do you agree with this figure?

Answered: 368 Skipped: 23



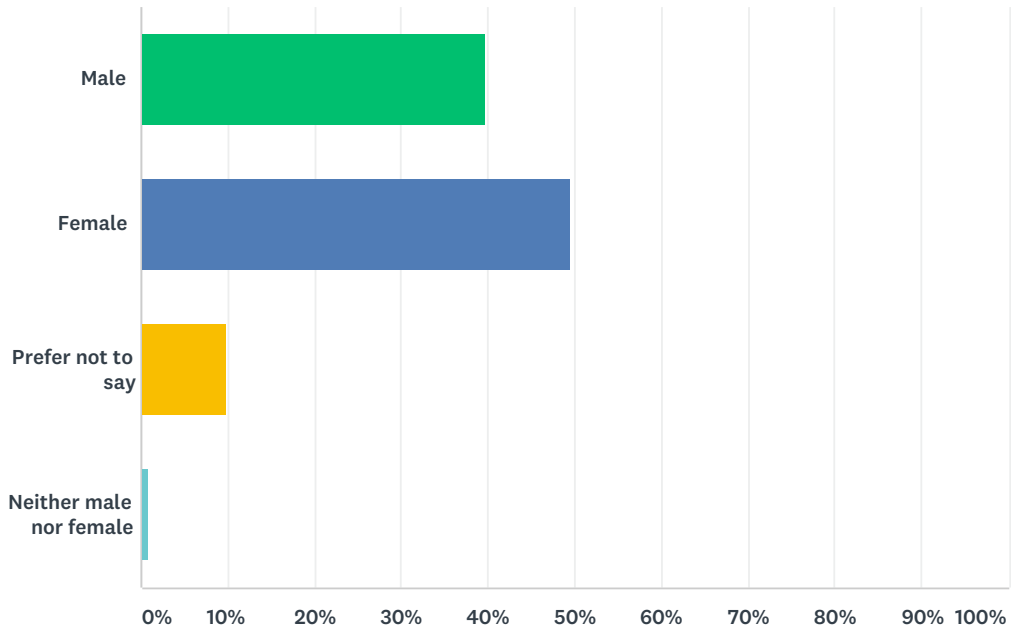
ANSWER CHOICES	RESPONSES	
Yes	75.27%	277
No	24.73%	91
TOTAL		368

Q10 If you have any further comments, suggestions or ideas about the introduction of resident parking schemes, please use the comment box below.

Answered: 219 Skipped: 172

Q11 Which of the following options best describes how you think of yourself?

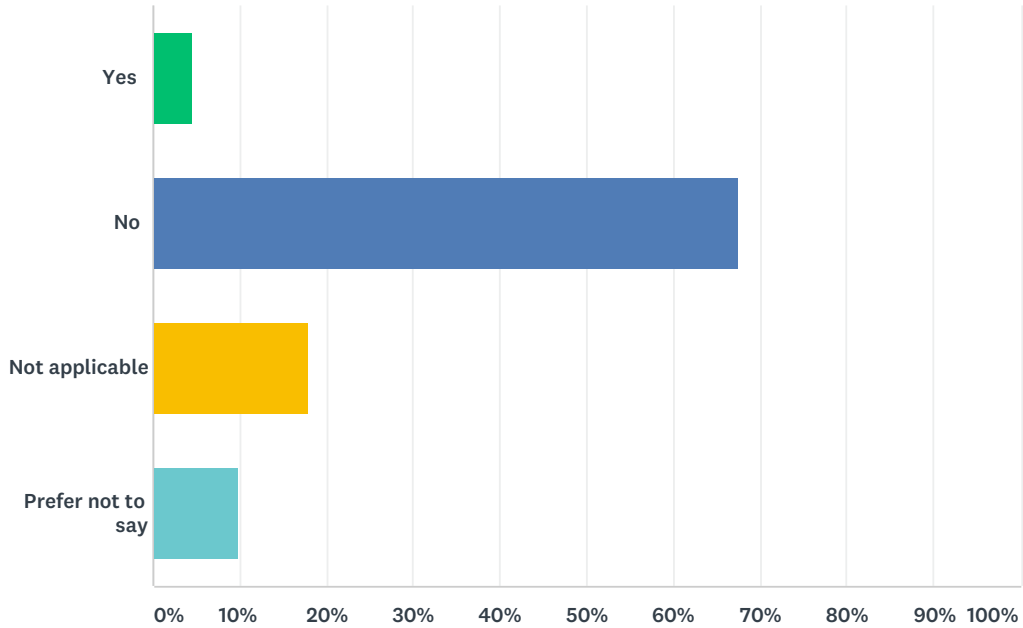
Answered: 246 Skipped: 145



ANSWER CHOICES	RESPONSES	
Male	39.84%	98
Female	49.59%	122
Prefer not to say	9.76%	24
Neither male nor female	0.81%	2
TOTAL		246

Q12 Are you currently pregnant or have recently given birth?

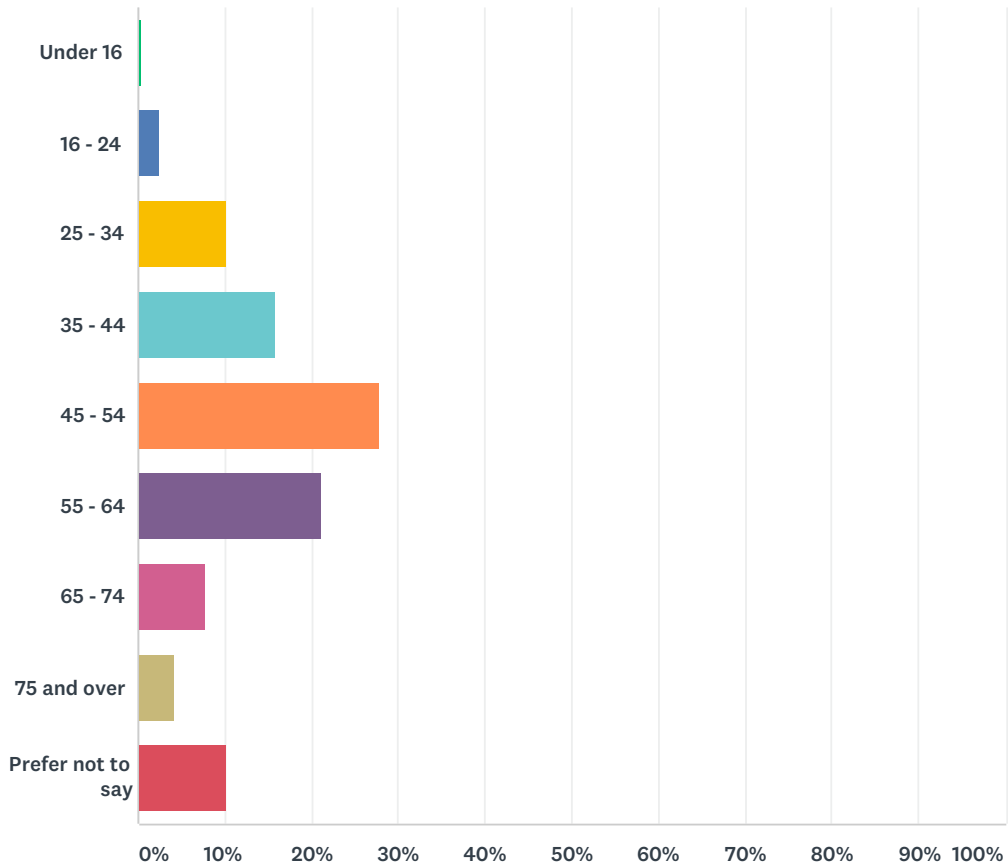
Answered: 244 Skipped: 147



ANSWER CHOICES	RESPONSES
Yes	4.51% 11
No	67.62% 165
Not applicable	18.03% 44
Prefer not to say	9.84% 24
TOTAL	244

Q13 Which of these age groups do you belong to?

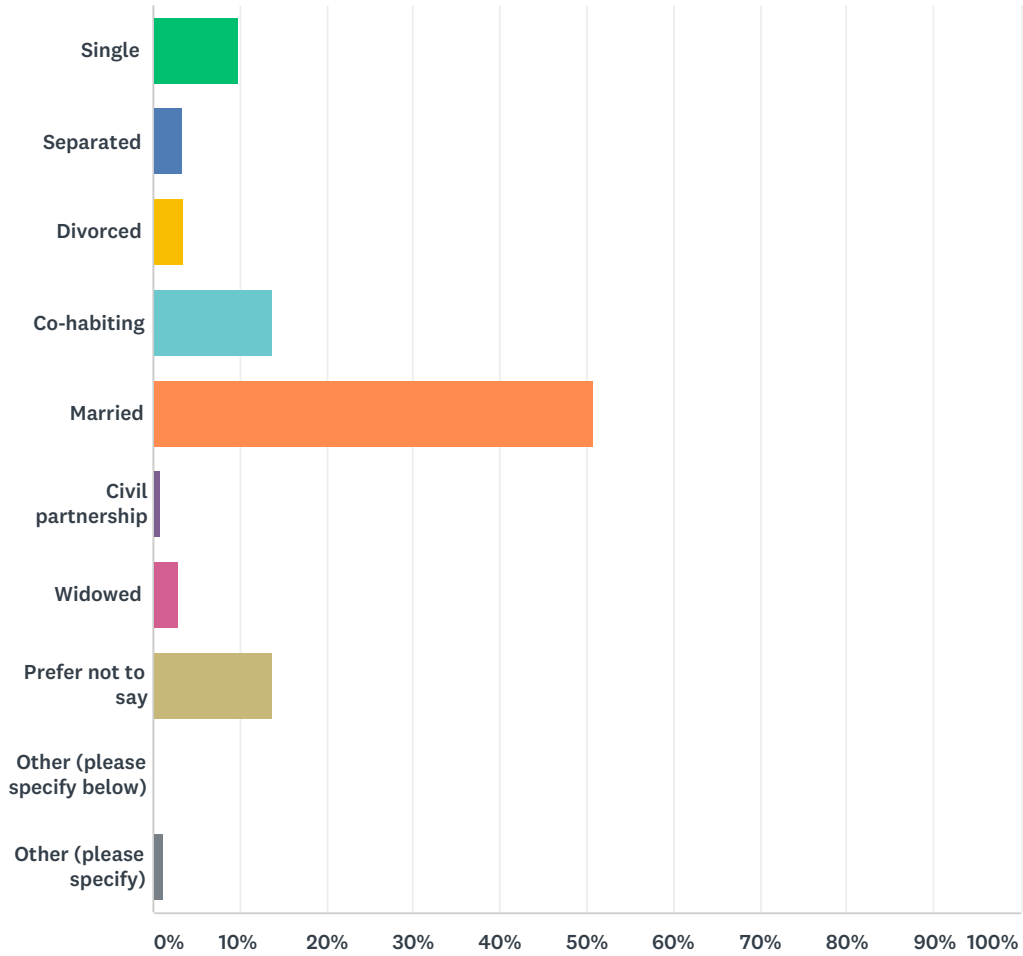
Answered: 245 Skipped: 146



ANSWER CHOICES	RESPONSES	
Under 16	0.41%	1
16 - 24	2.45%	6
25 - 34	10.20%	25
35 - 44	15.92%	39
45 - 54	27.76%	68
55 - 64	21.22%	52
65 - 74	7.76%	19
75 and over	4.08%	10
Prefer not to say	10.20%	25
TOTAL		245

Q14 What is your marital status?

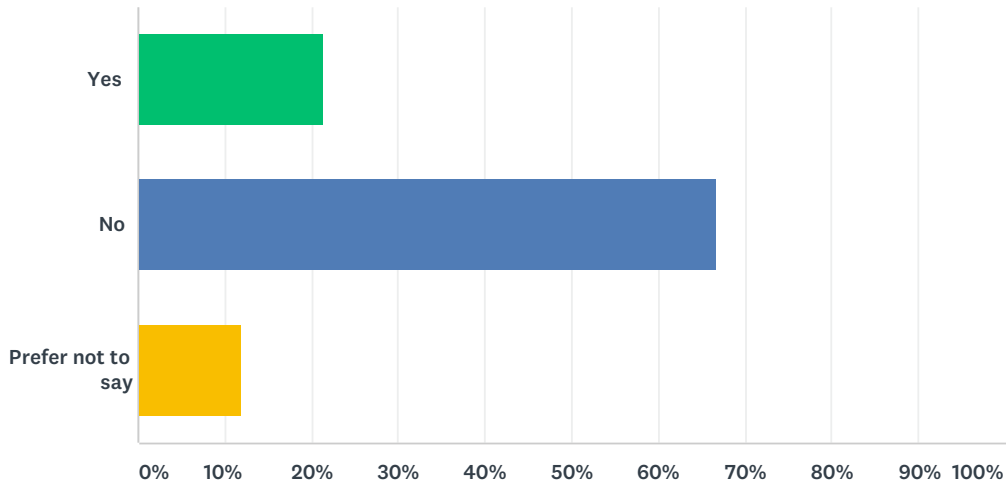
Answered: 246 Skipped: 145



ANSWER CHOICES	RESPONSES	
Single	9.76%	24
Separated	3.25%	8
Divorced	3.66%	9
Co-habiting	13.82%	34
Married	50.81%	125
Civil partnership	0.81%	2
Widowed	2.85%	7
Prefer not to say	13.82%	34
Other (please specify below)	0.00%	0
Other (please specify)	1.22%	3
TOTAL		246

Q15 Please tell us if you consider yourself to have a disability, or a long-term illness, physical or mental health conditions.(The Disability Discrimination Act 1995 and the Equality Act 2010 define a person as disabled if they have a physical or mental impairment, which has a substantial and long term effect (i.e. has lasted or is expected to last at least 12 months) and has an adverse on the person's ability to carry out normal day-to-day activities).

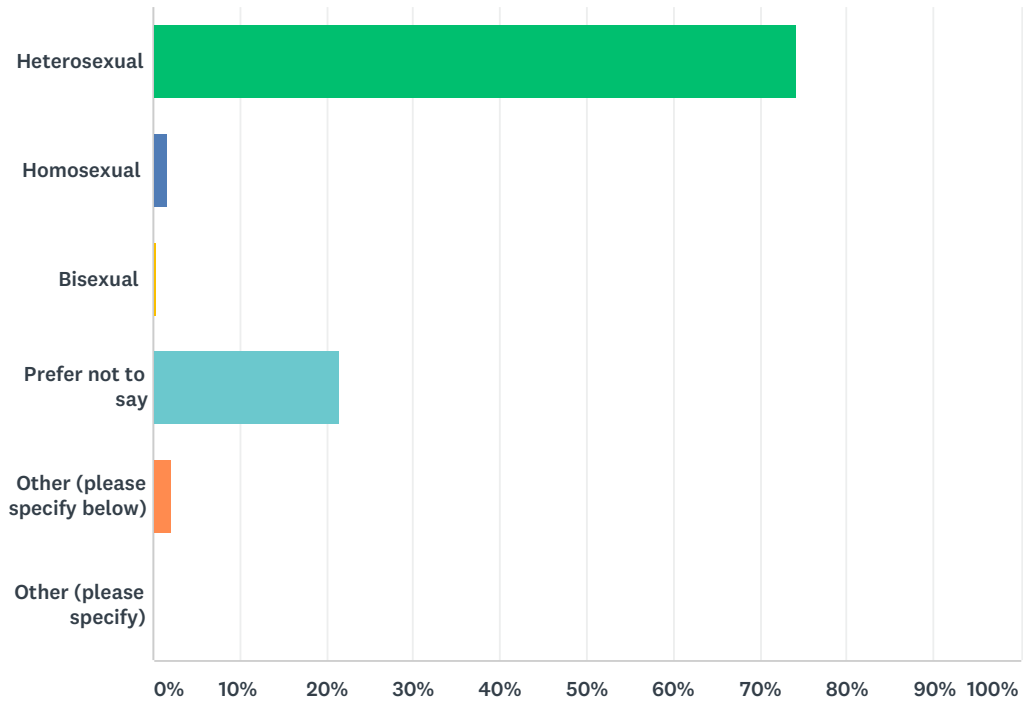
Answered: 244 Skipped: 147



ANSWER CHOICES	RESPONSES	
Yes	21.31%	52
No	66.80%	163
Prefer not to say	11.89%	29
TOTAL		244

Q16 Which of the following options best describes how you think of yourself?

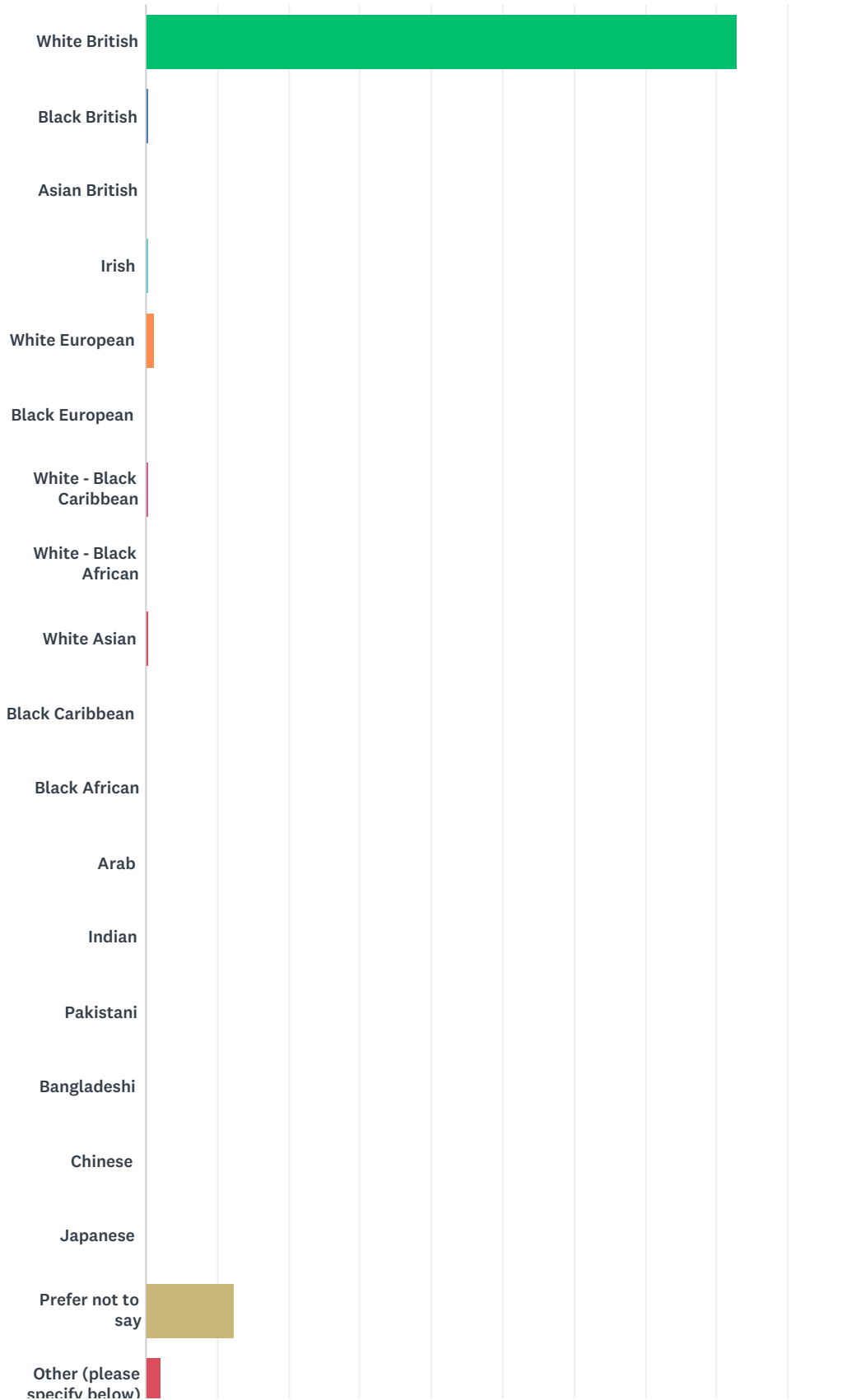
Answered: 241 Skipped: 150



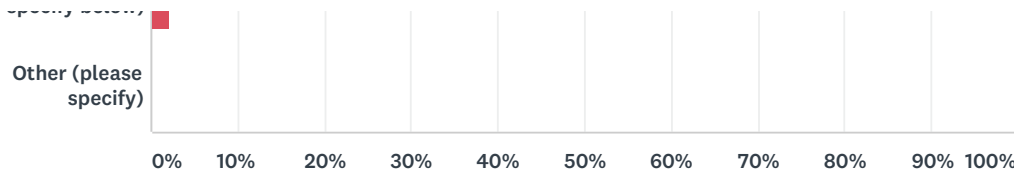
ANSWER CHOICES	RESPONSES	
Heterosexual	74.27%	179
Homosexual	1.66%	4
Bisexual	0.41%	1
Prefer not to say	21.58%	52
Other (please specify below)	2.07%	5
Other (please specify)	0.00%	0
TOTAL		241

Q17 How would you describe your ethnic group?

Answered: 244 Skipped: 147



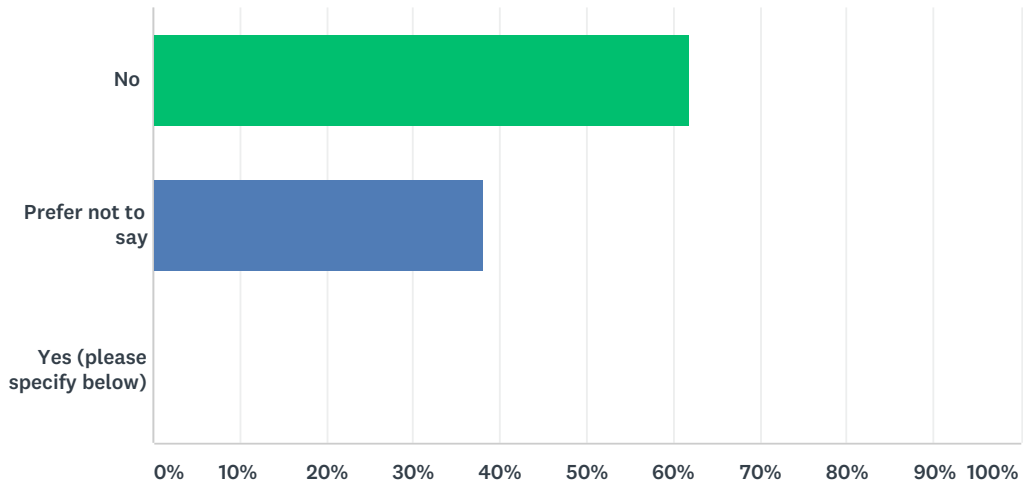
Resident parking scheme consultation



ANSWER CHOICES	RESPONSES	
White British	82.79%	202
Black British	0.41%	1
Asian British	0.00%	0
Irish	0.41%	1
White European	1.23%	3
Black European	0.00%	0
White - Black Caribbean	0.41%	1
White - Black African	0.00%	0
White Asian	0.41%	1
Black Caribbean	0.00%	0
Black African	0.00%	0
Arab	0.00%	0
Indian	0.00%	0
Pakistani	0.00%	0
Bangladeshi	0.00%	0
Chinese	0.00%	0
Japanese	0.00%	0
Prefer not to say	12.30%	30
Other (please specify below)	2.05%	5
Other (please specify)	0.00%	0
TOTAL		244

Q18 Do you have a religious belief?

Answered: 200 Skipped: 191



ANSWER CHOICES	RESPONSES	
No	62.00%	124
Prefer not to say	38.00%	76
Yes (please specify below)	0.00%	0
TOTAL		200