

# APPENDIX 2

## NON-RESIDENTIAL CARE CHARGING POLICY SURVEY

### DISABILITY RELATED BENEFITS

16 AUGUST – 16 OCTOBER 2017

### SUMMARY OF CONSULTATION RESPONSES

1. **Response to question 2**

*Which of the following best describes you?*

<i>(457 responses were received to this question)</i>	Number responders	
I receive social care which is paid for in full, or in part, by Isle of Wight Council (including Direct Payments)	201	43.98 per cent
I am an unpaid carer, for example a family member or friend, of someone who receives social care paid for by Isle of Wight Council	107	23.41 per cent
I am a representative of an organisation which provides social care services	1	0.22 per cent
I am a representative of a voluntary, independent or community organisation	8	1.75 per cent
I am an Isle of Wight Council employee	8	1.75 per cent
I am an NHS employee	4	0.88 per cent
None of the above	82	17.94 per cent
Prefer not to say	46	10.07 per cent

2. **Response to question 4**

*Do you feel that people on the higher or enhanced rates (of Attendance Allowance, Disability living Allowance or personal independence Payments), should only have the lower, middle or standard rate of that benefit taken into account by Adult Social Care in the calculation of how much a person is required to pay towards the cost of their service (financial assessment)?*

<i>425 responses were received to this question</i>		
	Number responders	
I feel people who are paid at the higher rate or enhanced rate should only have the lower, middle or standard rate of that benefit taken into account (as now)	248	58.35 per cent
I feel people who are paid at the higher rate or enhanced rate should have the full amount of the benefit taken into account (proposal)	70	16.47 per cent
I don't know	107	25.18 per cent

Of the 248 people who responded by indicating that people who are paid at the higher rate or enhanced rate should only have the lower, middle or standard rate of that benefit taken into account (as now), 219 indicated which type of benefit they currently received as follows:

In receipt of higher or enhanced rate of disability benefit	156
In receipt of lower, middle or standard rate of disability benefit	63

Similarly, of the 248 people who responded in this way, 170 indicated that they were either someone who received social care or were an unpaid carer as follows:

Received social care	109
Unpaid carer	61

Of the 70 people who responded by indicating that people who are paid at the higher rate or enhanced rate should have the full amount of the benefit taken into account (proposal), 56 indicated which type of benefit they currently received as follows:

In receipt of higher or enhanced rate of disability benefit	21
In receipt of lower, middle or standard rate of disability benefit	35

Similarly, of the 70 people who responded in this way, 33 indicated that they were either someone who received social care or were an unpaid carer as follows:

Received social care	21
Unpaid carer	12

**3. Response to question 5 – Disability Related Benefits**

*Do you currently receive any disability related benefits?*

<i>458 responses were received to this question</i>		
	Number responders	
Yes	329	71.83 per cent
No	108	23.58 per cent
Not sure	21	4.59 per cent

**4. Response to questions 6, 7 and 8 – Which disability related benefits do you currently receive?**

***Attendance Allowance***

<i>156 people indicated that they received this benefit</i>		
	Number responders	
Higher	105	67.31 per cent
Lower	51	32.69 per cent

***Disability Living Allowance (Care)***

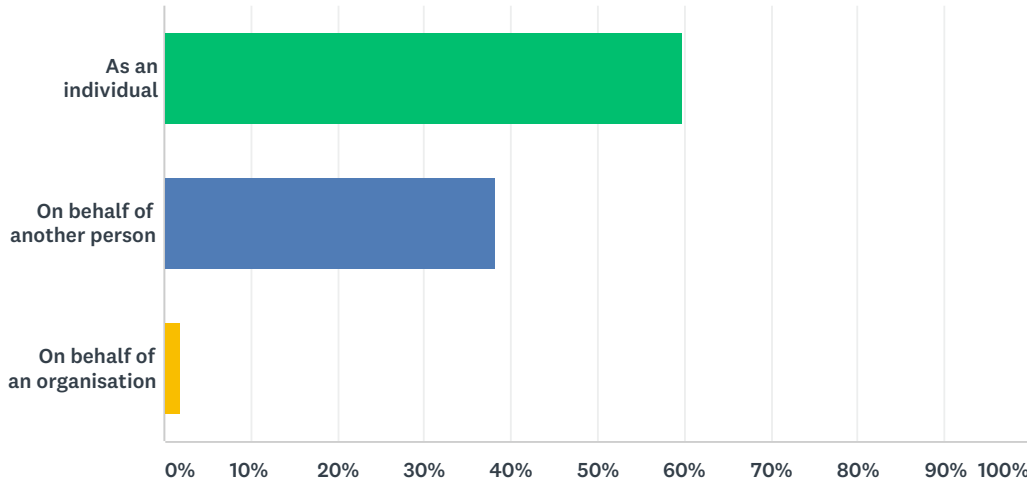
<i>142 people indicated that they received this benefit</i>		
	Number responders	
Higher	71	50.00 per cent
Middle	56	39.44 per cent
Lower	15	10.56 per cent

***Personal Independence Payment***

<i>96 people indicated that they received this benefit</i>		
	Number responders	
Enhanced	60	62.50 per cent
Standard	36	37.50 per cent

### Q1 Are you completing this survey as an individual, on behalf of another person or on behalf of an organisation (e.g. parish council, voluntary organisation etc)?

Answered: 462 Skipped: 36

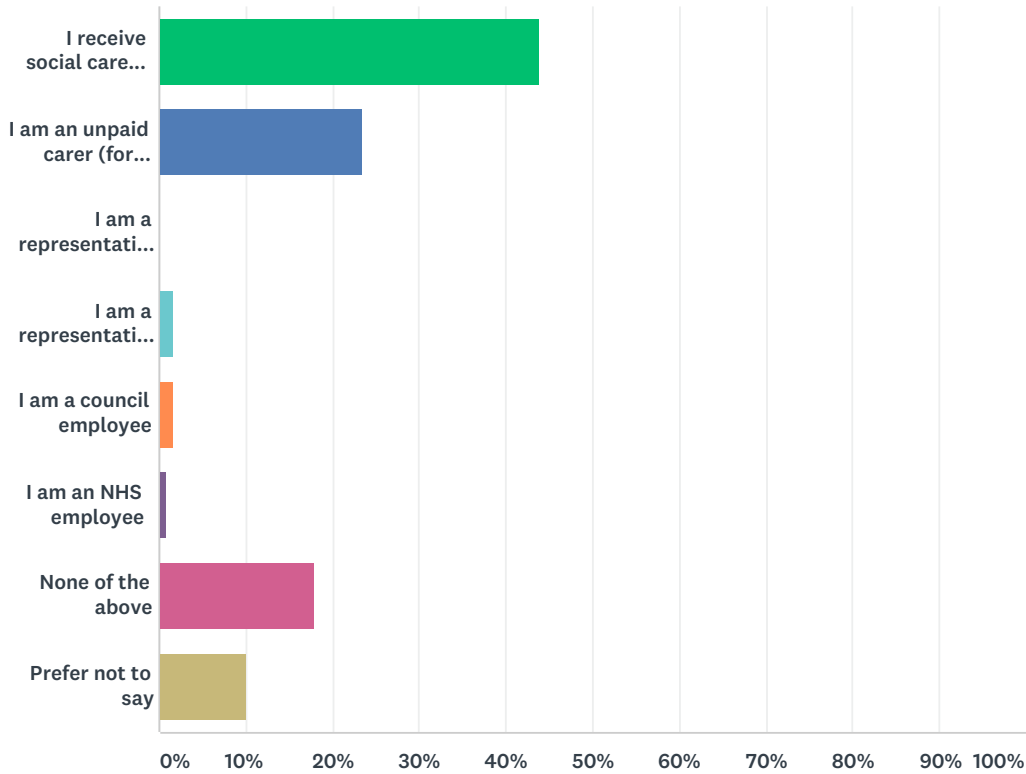


ANSWER CHOICES	RESPONSES	
As an individual	59.74%	276
On behalf of another person	38.31%	177
On behalf of an organisation	1.95%	9
TOTAL		462

### Q2 Which of the following options best describes you?(Please select one option only)

Answered: 457 Skipped: 41

## Non-residential Care Charges Policy



ANSWER CHOICES	RESPONSES	
I receive social care which is paid for in full, or in part, by Isle of Wight Council (including Direct Payments)	43.98%	201
I am an unpaid carer (for example, a family member or friend of someone who receives social care paid for by Isle of Wight Council)	23.41%	107
I am a representative of an organisation which provides social care services	0.22%	1
I am a representative of a voluntary, independent or community organisation	1.75%	8
I am a council employee	1.75%	8
I am an NHS employee	0.88%	4
None of the above	17.94%	82
Prefer not to say	10.07%	46
<b>TOTAL</b>		<b>457</b>

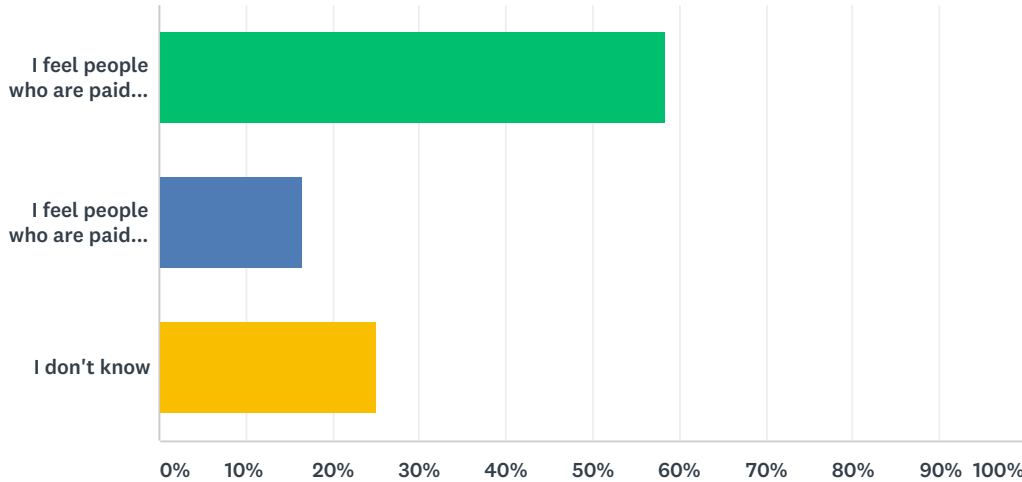
**Q3 If you are answering on behalf of an organisation please provide the following information below.**

Answered: 1    Skipped: 497

ANSWER CHOICES	RESPONSES	
Organisation Name:	100.00%	1
Your Name:	100.00%	1
Your position in the organisation:	100.00%	1
Contact details:	100.00%	1

**Q4 Do you feel that people on the higher or enhanced rates (of Attendance Allowance, Disability Living Allowance or Personal Independence Payments), should only have the lower, middle or standard rate of that benefit taken into account by Adult Social Care in the calculation of how much a person is required to pay towards the cost of their service (financial assessment)?**

Answered: 425 Skipped: 73

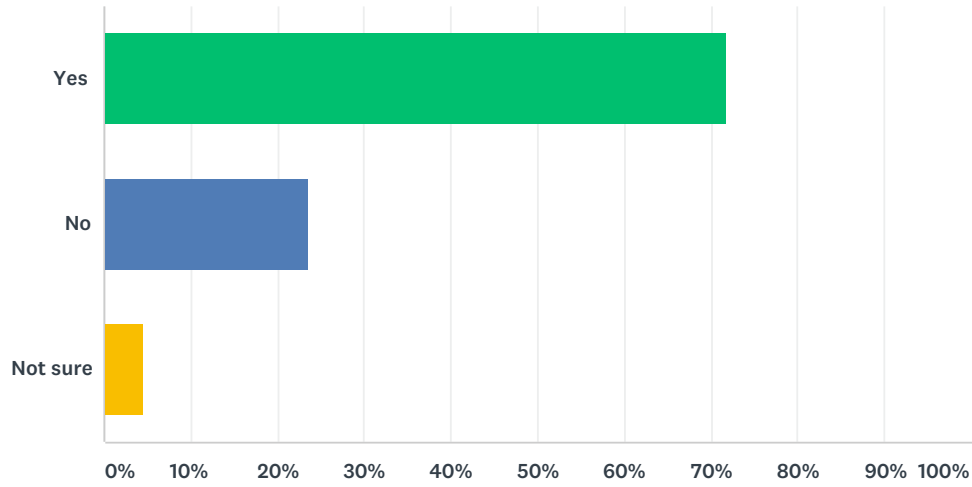


ANSWER CHOICES	RESPONSES
I feel people who are paid at the higher or enhanced rate should only have the lower, middle or standard rate of that benefit taken into account	58.35% 248
I feel people who are paid at the higher or enhanced rate should have the full amount of the benefit taken into account	16.47% 70
I don't know	25.18% 107
<b>TOTAL</b>	<b>425</b>

**Q5 Do you currently receive any disability-related benefits?**

Answered: 458 Skipped: 40

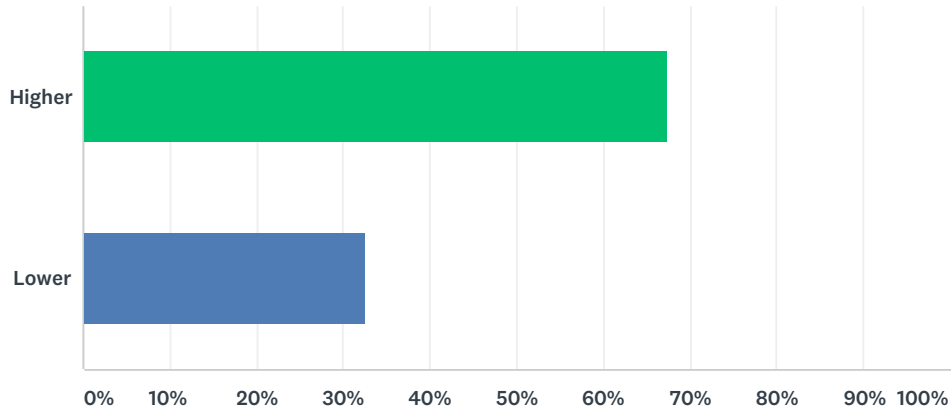
### Non-residential Care Charges Policy



ANSWER CHOICES	RESPONSES	
Yes	71.83%	329
No	23.58%	108
Not sure	4.59%	21
TOTAL		458

### Q6 Attendance Allowance?

Answered: 156 Skipped: 342



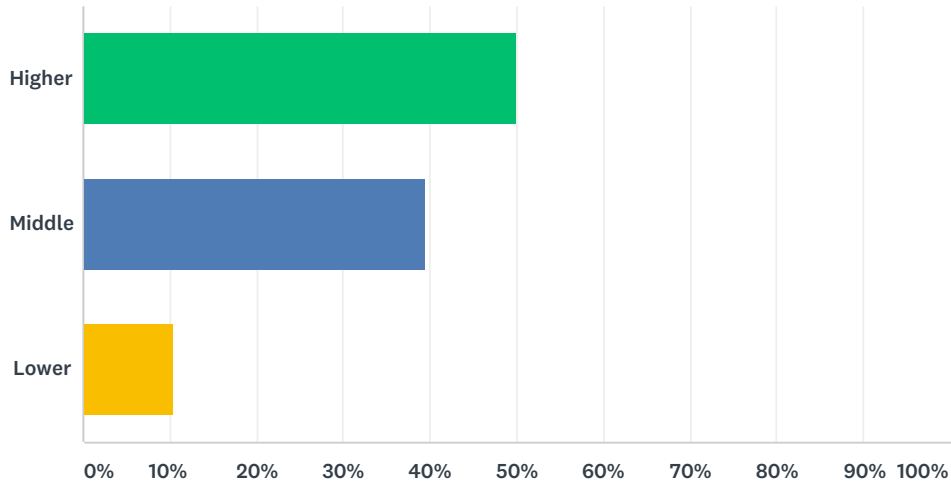
ANSWER CHOICES	RESPONSES	
Higher	67.31%	105
Lower	32.69%	51
TOTAL		156

### Q7 Disability Living Allowance (Care)?

Answered: 142 Skipped: 356



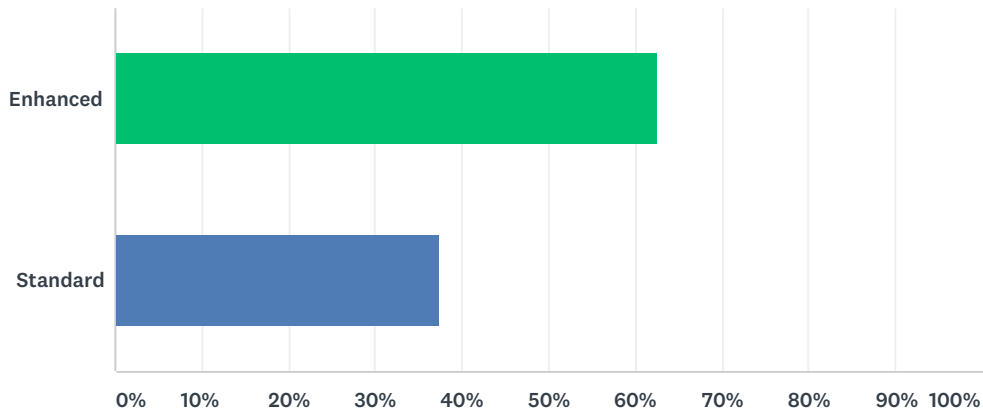
### Non-residential Care Charges Policy



ANSWER CHOICES	RESPONSES	
Higher	50.00%	71
Middle	39.44%	56
Lower	10.56%	15
TOTAL		142

### Q8 Personal Independence Payment?

Answered: 96 Skipped: 402



ANSWER CHOICES	RESPONSES	
Enhanced	62.50%	60
Standard	37.50%	36
TOTAL		96

### Q9 Please tell us how this proposal may affect you.

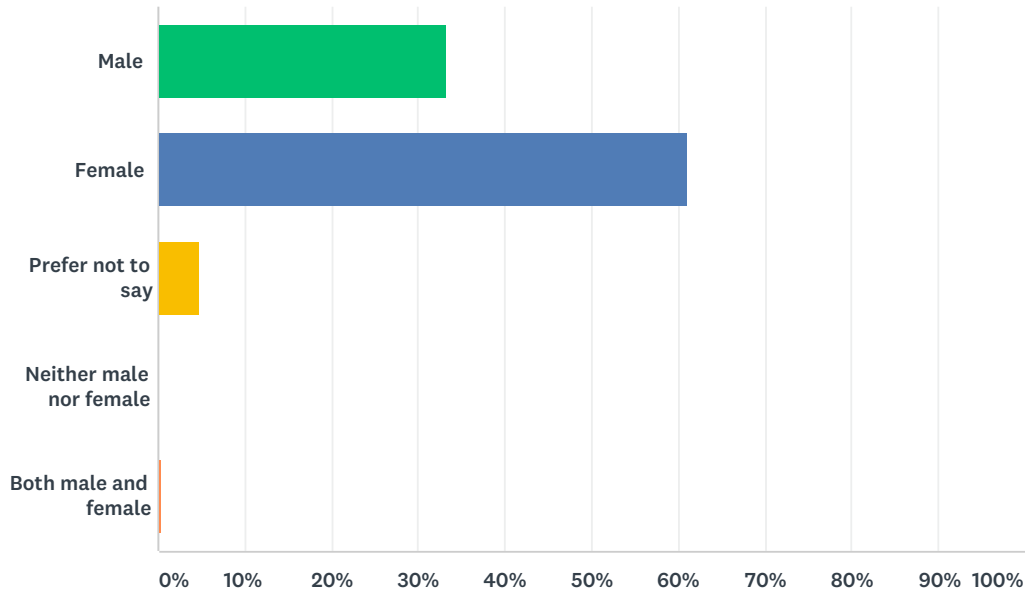
Answered: 282 Skipped: 216

Q10 If you have any further comments you wish to make about this proposal, please use the box below.

Answered: 150 Skipped: 348

Q11 Which of the following options best describes how you think of yourself?

Answered: 417 Skipped: 81

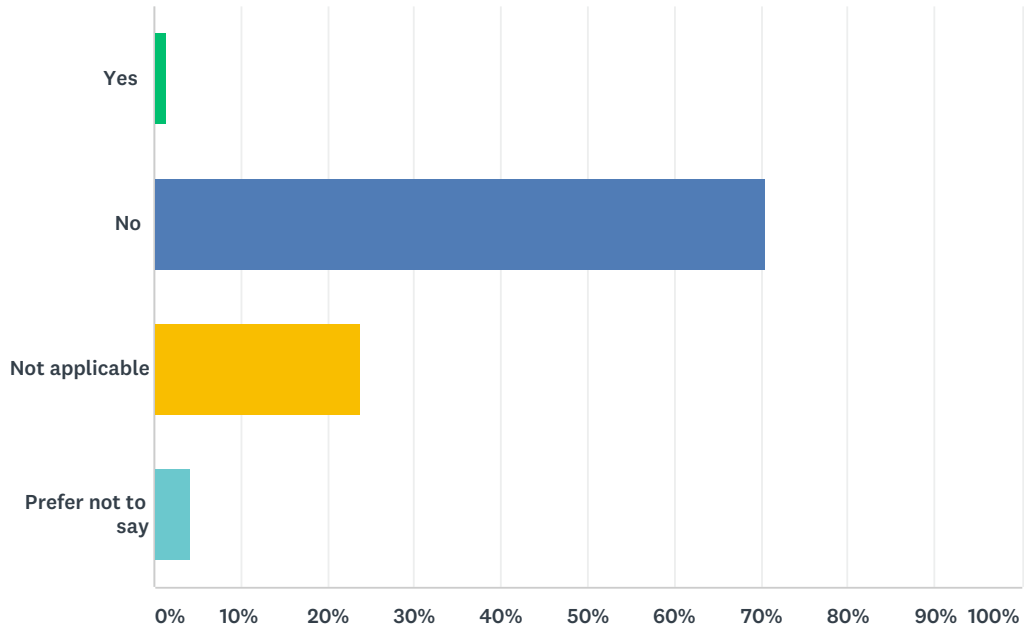


ANSWER CHOICES	RESPONSES	
Male	33.33%	139
Female	61.15%	255
Prefer not to say	4.80%	20
Neither male nor female	0.24%	1
Both male and female	0.48%	2
TOTAL		417

Q12 Are you currently pregnant or have recently given birth?

Answered: 408 Skipped: 90

### Non-residential Care Charges Policy

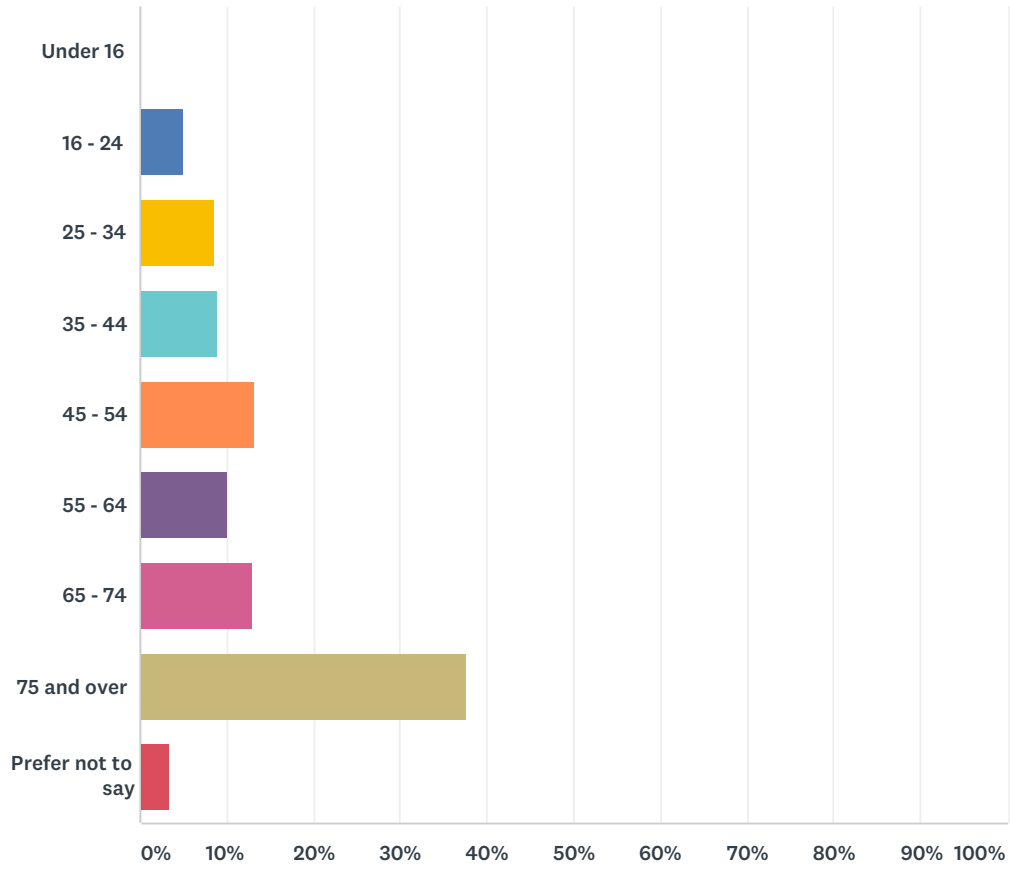


ANSWER CHOICES	RESPONSES	
Yes	1.47%	6
No	70.59%	288
Not applicable	23.77%	97
Prefer not to say	4.17%	17
TOTAL		408

### Q13 Which of these age groups do you belong to?

Answered: 415 Skipped: 83

## Non-residential Care Charges Policy

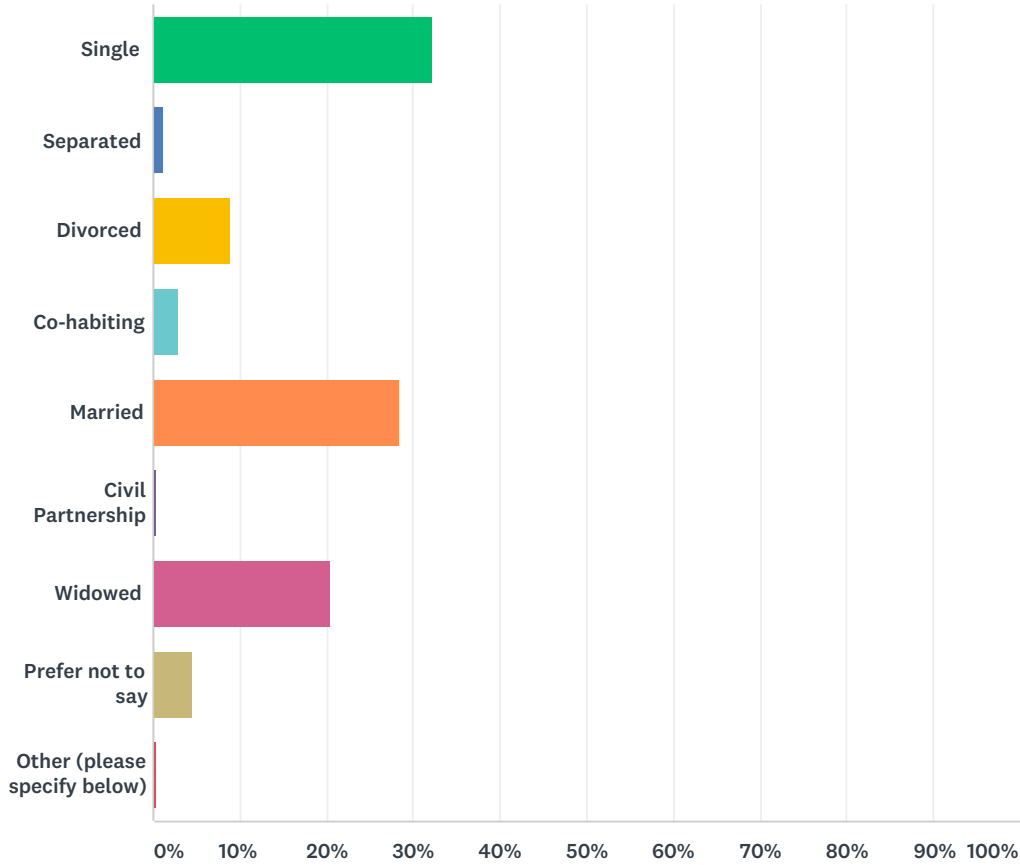


ANSWER CHOICES	RESPONSES	
Under 16	0.00%	0
16 - 24	5.06%	21
25 - 34	8.67%	36
35 - 44	8.92%	37
45 - 54	13.25%	55
55 - 64	10.12%	42
65 - 74	13.01%	54
75 and over	37.59%	156
Prefer not to say	3.37%	14
<b>TOTAL</b>		<b>415</b>

## Q14 What is your marital status?

Answered: 418   Skipped: 80

## Non-residential Care Charges Policy

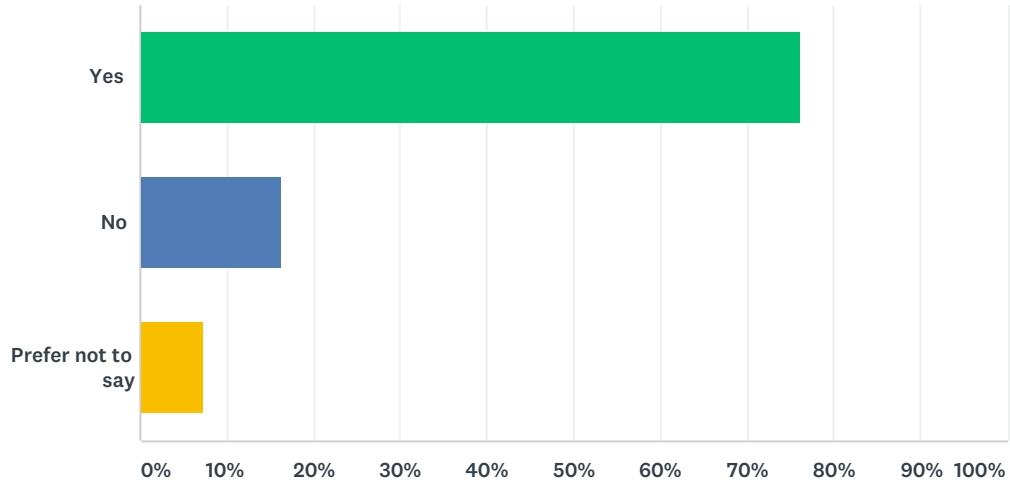


ANSWER CHOICES	RESPONSES	
Single	32.30%	135
Separated	1.20%	5
Divorced	9.09%	38
Co-habiting	2.87%	12
Married	28.47%	119
Civil Partnership	0.48%	2
Widowed	20.57%	86
Prefer not to say	4.55%	19
Other (please specify below)	0.48%	2
<b>TOTAL</b>		<b>418</b>

**Q15 Please tell us if you consider yourself to have a disability, or a long-term illness, physical or mental health conditions. (The Disability Discrimination Act 1995 and the Equality Act 2010 define a person as disabled if they have a physical or mental impairment, which has a substantial and long term effect (i.e. has lasted or is expected to last at least 12 months) and has an adverse effect on the person’s ability to carry out normal day-to-day activities).**

## Non-residential Care Charges Policy

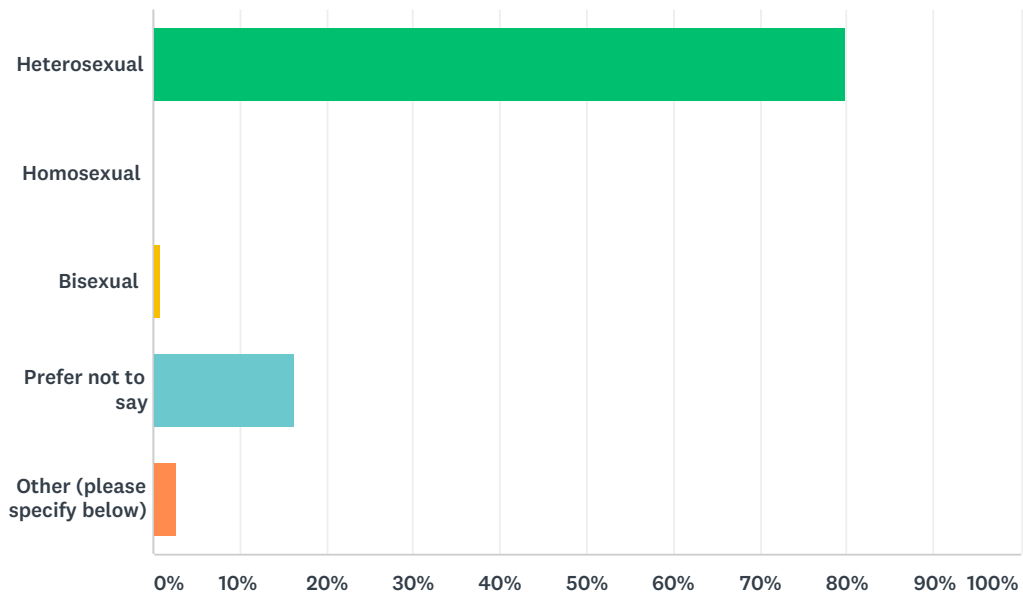
Answered: 408   Skipped: 90



ANSWER CHOICES	RESPONSES	
Yes	76.23%	311
No	16.42%	67
Prefer not to say	7.35%	30
TOTAL		408

## Q16 Which of the following options best describes how you think of yourself?

Answered: 393   Skipped: 105



ANSWER CHOICES	RESPONSES	
Heterosexual	79.90%	314

## Non-residential Care Charges Policy

Homosexual	0.25%	1
Bisexual	0.76%	3
Prefer not to say	16.28%	64
Other (please specify below)	2.80%	11
<b>TOTAL</b>		<b>393</b>

### Q17 How would you describe your ethnic group?

Answered: 423 Skipped: 75

# Non-residential Care Charges Policy



ANSWER CHOICES

RESPONSES

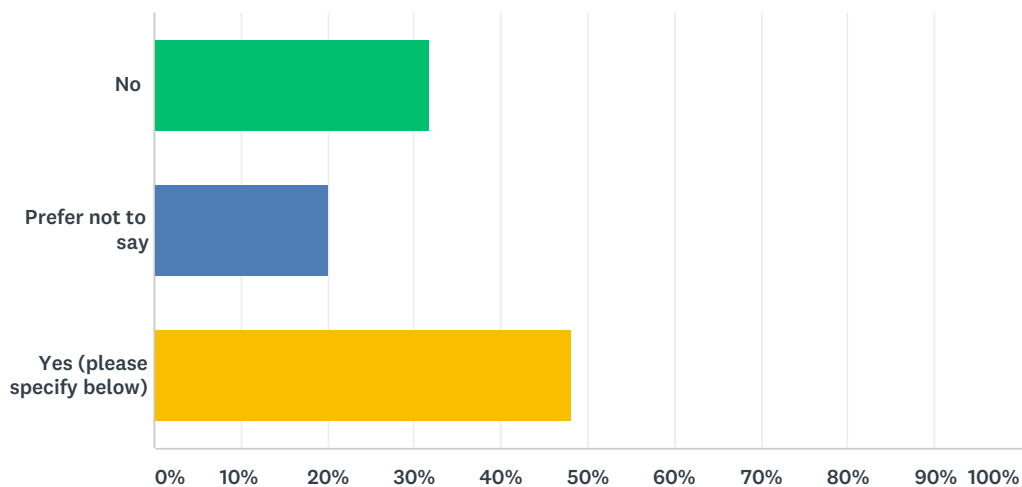


## Non-residential Care Charges Policy

White British	88.89%	376
Black British	0.00%	0
Asian British	0.47%	2
Irish	0.24%	1
White European	0.47%	2
Black European	0.00%	0
White - Black Caribbean	0.24%	1
White - Black African	0.47%	2
White & Asian	0.00%	0
Black Caribbean	0.00%	0
Black African	0.00%	0
Arab	0.00%	0
Indian	0.00%	0
Pakistani	0.00%	0
Bangladeshi	0.00%	0
Chinese	0.24%	1
Japanese	0.00%	0
Prefer not to say	6.62%	28
Other (please specify below)	2.36%	10
<b>TOTAL</b>		<b>423</b>

## Q18 Do you have a religious belief?

Answered: 419    Skipped: 79



ANSWER CHOICES

RESPONSES

## Non-residential Care Charges Policy

No	31.74%	133
Prefer not to say	20.05%	84
Yes (please specify below)	48.21%	202
TOTAL		419