

**Isle of Wight
Children's Social Care
7 June 2018 Policy and Scrutiny
Committee for Children' Services**

Steve Crocker,
Director and
Stuart Ashley,
Assistant Director



**Isle of Wight Children and Young People's Plan
2017-2020 Priorities**

1. Help children to live in safe and supportive families
2. Ensure that the most vulnerable are protected
3. Improve achievement and achievement gaps for vulnerable children
4. Increase numbers participating and engaging
5. Improve outcomes for children with special educational needs and/or disability
6. Support children to have the best start in life and be ready for learning
7. Support schools and settings to improve attendance and develop positive behaviour



Isle of Wight Children and Young People's Plan 2017-2020 Priorities

8. Encourage physical activity and healthy eating
9. Promote sexual health
10. Minimise the misuse of drugs, alcohol and tobacco
11. Provide play, leisure, culture and sporting opportunities.
12. Improve mental health and well being
13. Reduce crime and anti-social behaviour
14. Increase participation, voice and influence



Corporate Plan: Priorities for Children's Social Care

- All young people will have the best start in life so that they can fill their potential.
- Consider and implement arrangements for the long term strategic management of Children's Services.
- Maintain focus on children's safeguarding practice to ensure a high quality of service with effective systems to protect children and keep them safe.



**Corporate Plan:
Long term measures for Children's Social Care**

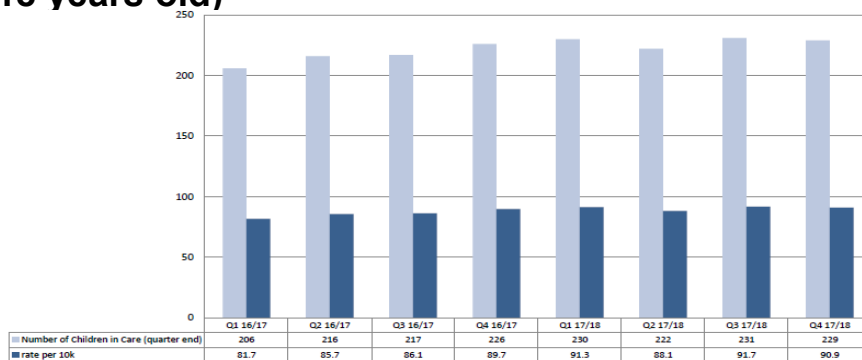
Rate of children looked after (per 10,000 children ≤ 18 years old)

Baseline 2017 = 88.6
 Target 2020 = 80
 Target 2027 = 70
 Currently = 90.9 (end of Q4 2017/2018)



**Corporate Plan:
Long term measures for Children's Social Care**

Rate of children looked after (per 10,000 children ≤ 18 years old)



Corporate Plan: Measures to assess short term progress for Children's Social Care

Percentage of children on child protection plan that are there for a second or subsequent time

Baseline 2016/17 = 15%

Three year target = 12%

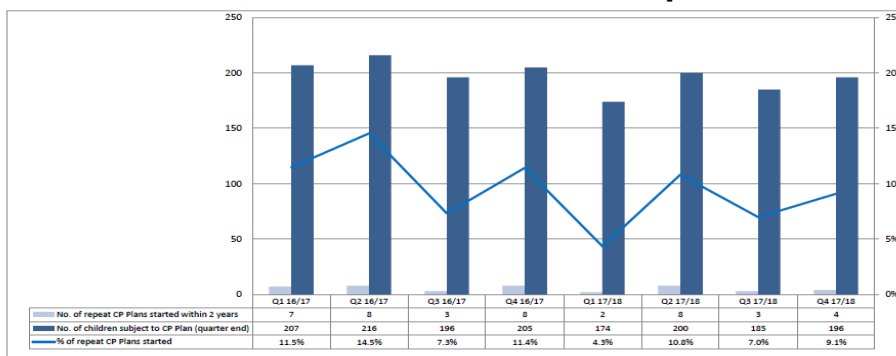
Desired trend is to remain low

Currently = 9.1%



Corporate Plan: Measures to assess short term progress for Children's Social Care

Percentage of children on child protection plan that are there for a second or subsequent time



Corporate Plan: Measures to assess short term progress for Children's Social Care

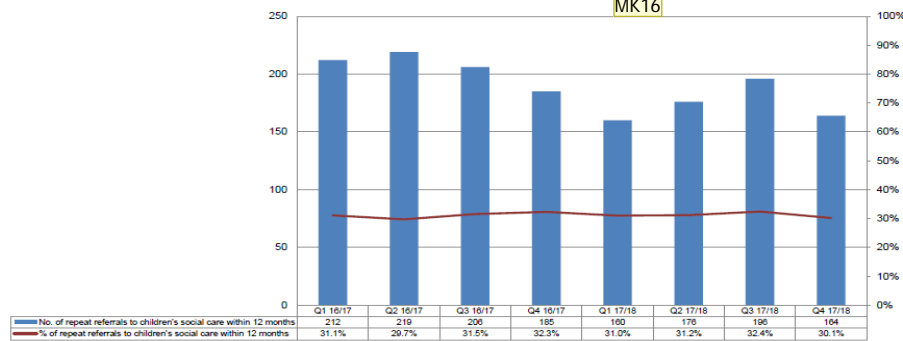
Percentage of repeat referrals to children's social care within the last 12 months MK12

Baseline 2016/2017 = 33%
 Three year target = under 20%
 Desired trend is a decrease
 Currently = 30.1%



Corporate Plan: Measures to assess short term progress for Children's Social Care

Percentage of repeat referrals to children's social care within the last 12 months MK16



Corporate Plan: Measures to assess short term progress for Children's Social Care

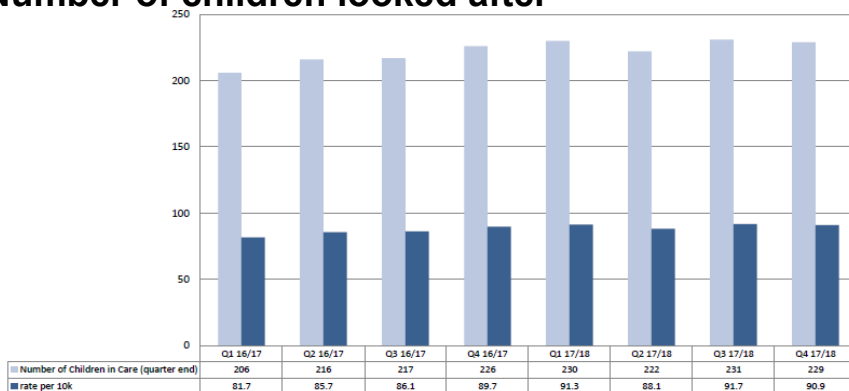
Number of children looked after

Baseline March 2017 = 226
 Three year target should be = 197
 Desired trend is a decrease
 Currently = 225 (19/04/2018)



Corporate Plan: Measures to assess short term progress for Children's Social Care

Number of children looked after



Corporate Performance

Key Performance Indicators:

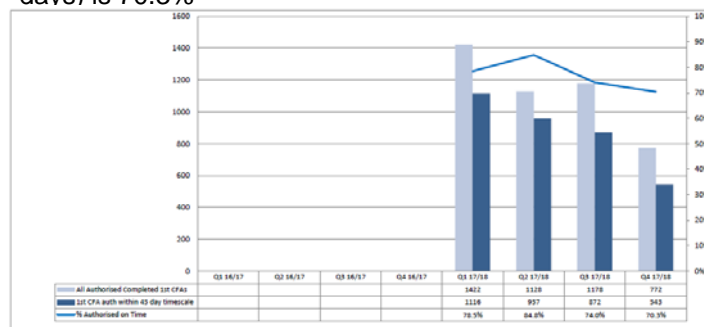
1. % of child and family assessments authorised within timescales (45 days)
2. % of children with an initial child protection conference within 15 days of strategy meeting
3. Number of child protection plans in place
4. % of looked after children cases reviewed within timescales
5. % of looked after children (in care for 12 months plus) who have health assessment and dental check – rolling year figure
6. % of care leavers aged 18 plus in suitable accommodation
7. % of care leavers aged 18 plus in education, employment and training



Corporate Performance

Key Performance Indicators:

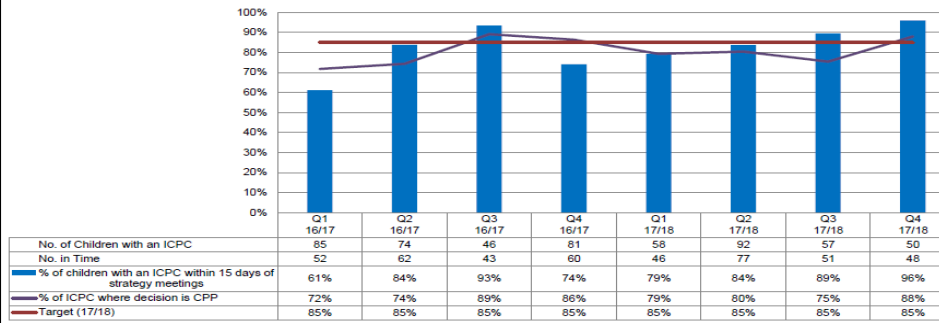
1. % of child and family assessments authorised within timescales (45 days) is 70.3%



Corporate Performance

Key Performance Indicators:

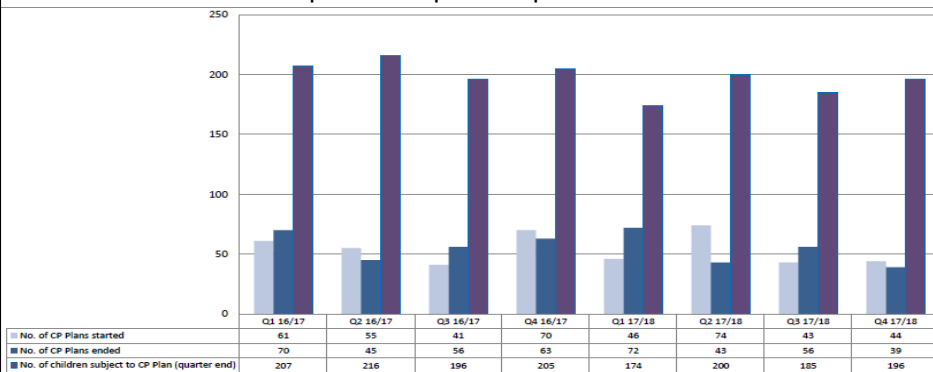
2. % of children with an initial child protection conference within 15 days of strategy meeting is 96%



Corporate Performance

Key Performance Indicators:

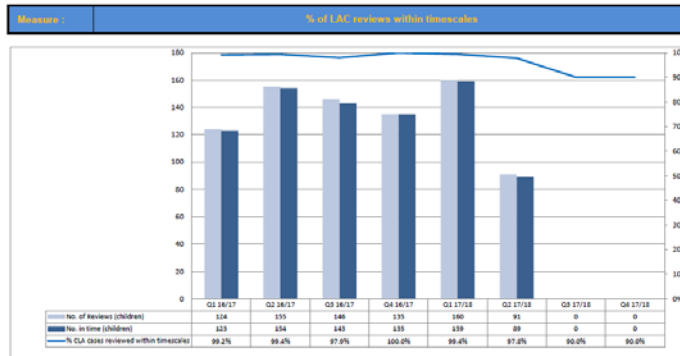
3. Number of child protection plans in place is 196



Corporate Performance

Key Performance Indicators:

4. % of looked after children cases reviewed within timescales is 90%



Corporate Performance

Key Performance Indicators:

5. % of looked after children (in care for 12 months plus) who have health assessment and dental check as of March 2018

Dental check = 51.5% (previous quarter = 53.8%)

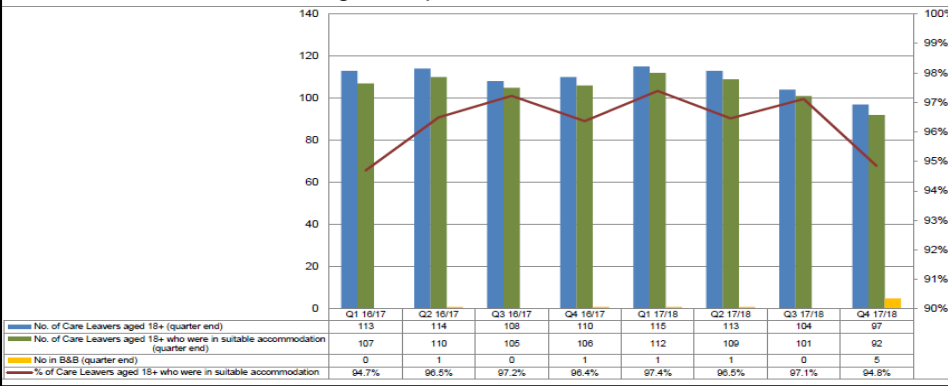
Health check = 59.1% (previous quarter = 68.8%)



Corporate Performance

Key Performance Indicators:

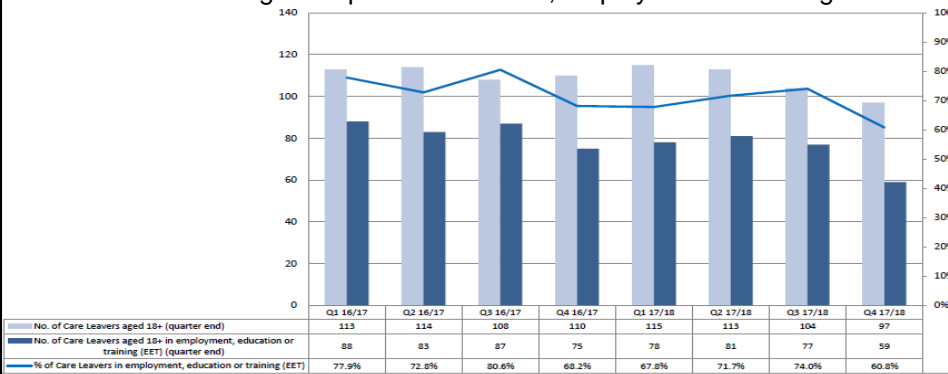
6. % of care leavers aged 18 plus in suitable accommodation is 94.8%



Corporate Performance

Key Performance Indicators:

7. % of care leavers aged 18 plus in education, employment or training is 60.8%



Corporate Performance

As of 31/03/2018

Average caseloads = 22.9 per social worker

Average newly qualified caseload = 19.1

The percentage of social workers who are newly qualified = 13%



Corporate Performance

As of 31/03/2018

Number of agency workers = 4

Percentage of agency workers of the social work workforce = 5%





www.iwight.com